

Week 16: April 14-20, 2013

ILLINOIS DEPARTMENT OF PUBLIC HEALTH



Illinois Influenza Surveillance Report

Week 16: Week Ending Saturday, April 20, 2013

Division of Infectious Diseases Immunization Section

5/3/2013

Contents

Summary.....	3
CDC Flu View.....	4
ILI Net Provider Surveillance	5
ILI Visits by Age Group	6
Great Lakes Naval Recruit Influenza Surveillance	7
Influenza Intensive Care Unit Admissions and Deaths.....	7
Influenza Related ICU Admissions by Age Group.....	8
Laboratory Surveillance	9
Viral Resistance	9
Institutional Influenza Outbreaks Reported.....	10
IDPH, Immunization Section Regional Map	11
Weekly Viral Subtype	12
Resources.....	13

Summary

- During the Centers for Disease Control and Prevention (CDC) surveillance week 16, the proportion of outpatient visits for influenza-like illness (ILI)¹ reported by ILI Net sentinel providers in Illinois was 1.2 % compared with 1.1% for week 15.
- The influenza (flu) activity level (geographic spread of influenza) for Illinois was “**SPORADIC**” based on CDC criteria for week ending April 20, 2013.
- Febrile Respiratory Illness (FRI) surveillance² at Naval Recruit Training Command, Great Lakes was **at or below expected value** for week 16.
- For the week ending April 20, 2013, four specimens were tested for Influenza by the Illinois Department of Public Health Laboratory. Of the three specimens tested, one tested positive for Influenza B.
- Seven influenza-associated Intensive Care Unit (ICU) admissions³ and one death were reported during week 16.
- One influenza-associated pediatric death was reported during week 16.
- During week 16, no institutional influenza outbreak was reported.

¹ ILI “Influenza like Illness” is defined as fever $\geq 100^{\circ}\text{F}$ and cough and/or sore throat.

² FRI surveillance is ongoing at 8 U.S. military basic training centers, representing all service branches. FRI Rate Status is classified into one of 3 categories:

1. At or below expected value (expected value shown as dashed line)
2. Moderately elevated
3. Substantially elevated

³ For the purpose of diagnosis, influenza can be diagnosed by using the following test: reverse transcription polymerase chain reaction [RT-PCR], viral culture, Immunofluorescence [Direct Fluorescent Antibody (DFA) or Indirect Fluorescent Antibody (IFA) Staining], Enzyme Immuno Assay (EIA) or any rapid diagnostic test. Sensitivities of rapid diagnostic tests are approximately 50-70% when compared with viral culture or reverse transcription polymerase chain reaction (RT-PCR), and specificities of rapid diagnostic tests for influenza are approximately 90-95%. False-positive (and true-negative) results are more likely to occur when disease prevalence in the community is low, which is generally at the beginning and end of the influenza seasons. False-negative (and true-positive) results are more likely to occur when disease prevalence is high in the community, which is typically at the height of the influenza season.

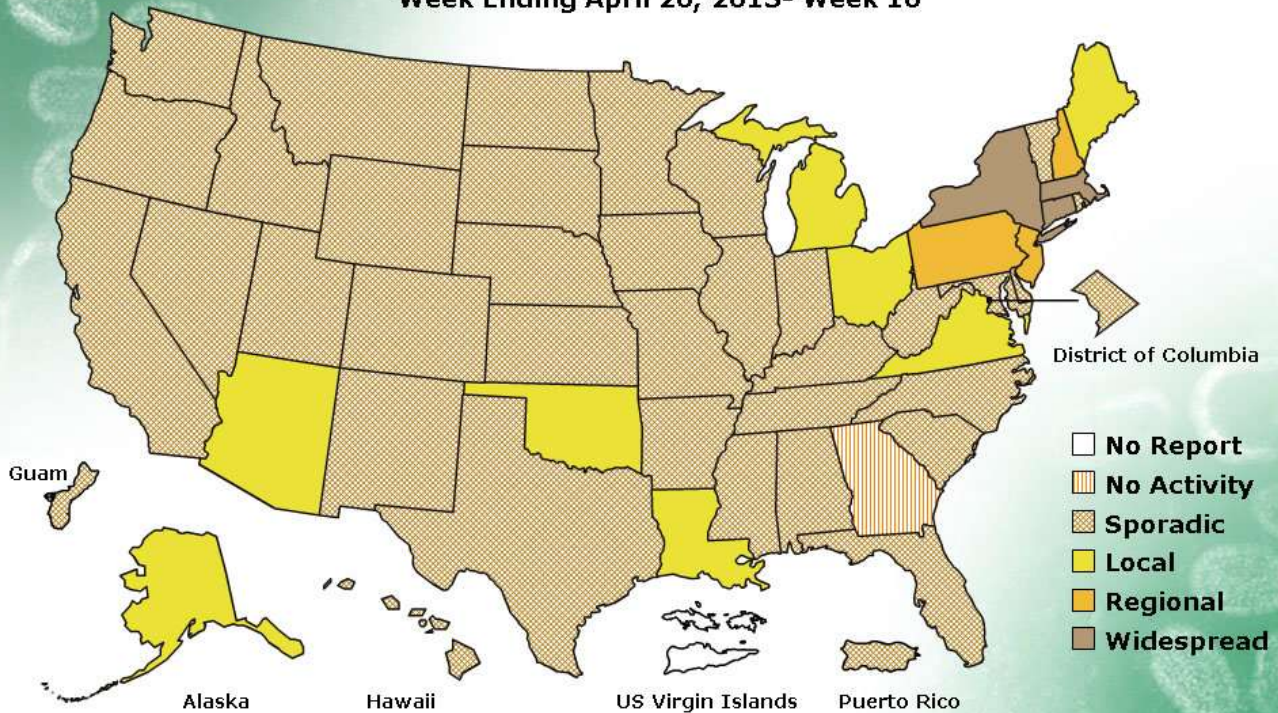
CDC Flu View

FLUVIEW



A Weekly Influenza Surveillance Report Prepared by the Influenza Division
Weekly Influenza Activity Estimates Reported by State and Territorial Epidemiologists*

Week Ending April 20, 2013- Week 16



*This map indicates geographic spread and does not measure the severity of influenza activity.

No activity: No laboratory confirmed cases of influenza and no reported increase in cases of influenza like illness (ILI).

Sporadic: Small numbers of laboratory confirmed influenza cases or a single laboratory confirmed influenza in a single region of the state.

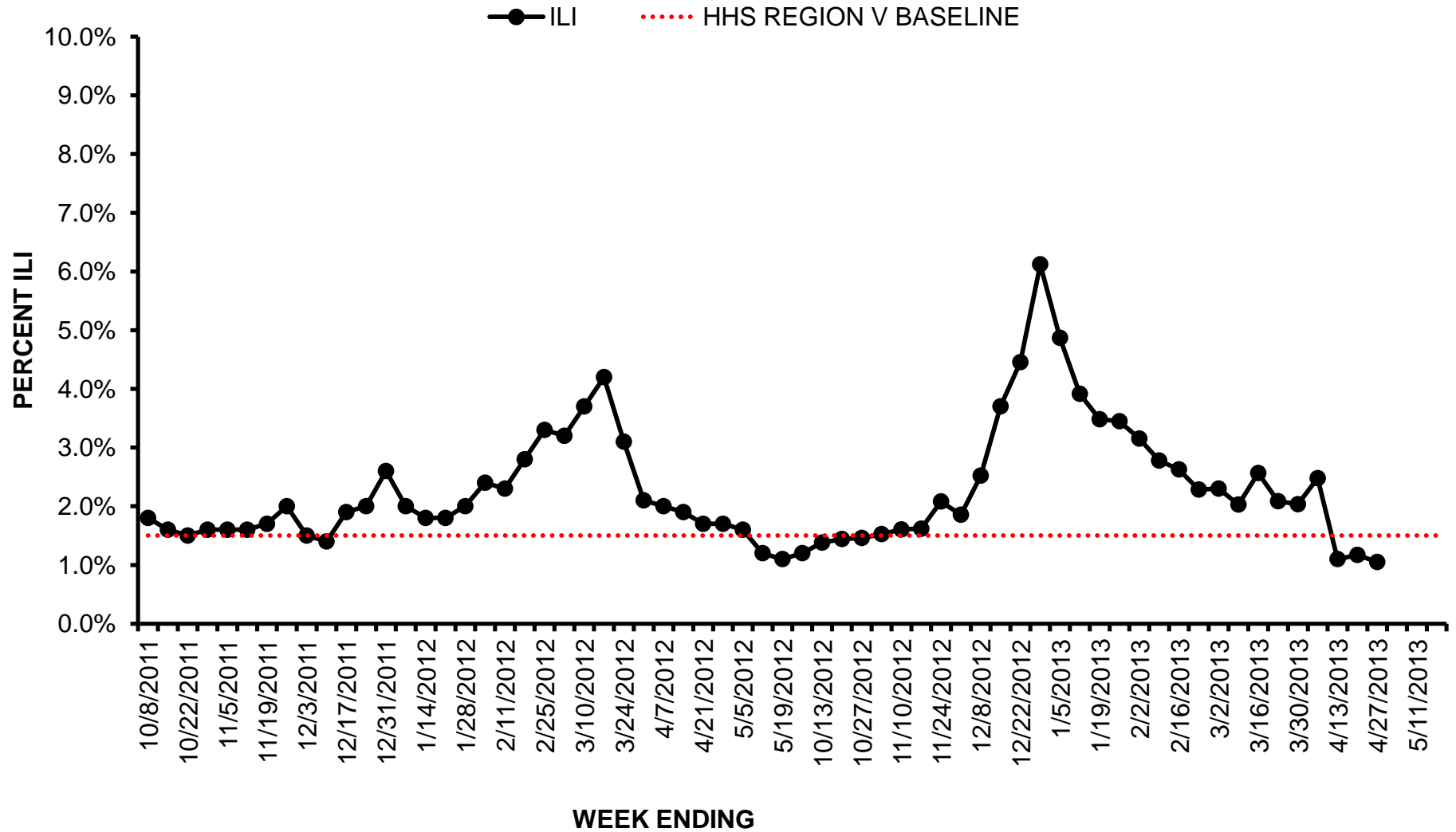
Local: Outbreaks of influenza or increases in ILI and recent laboratory confirmed influenza in a single region of the state.

Regional: Outbreaks of influenza or increases in ILI and recent laboratory confirmed influenza in at least two but less than half the regions of the state.

Widespread: Outbreaks of influenza or increases in ILI cases and recent laboratory confirmed influenza in at least half the regions in the state.

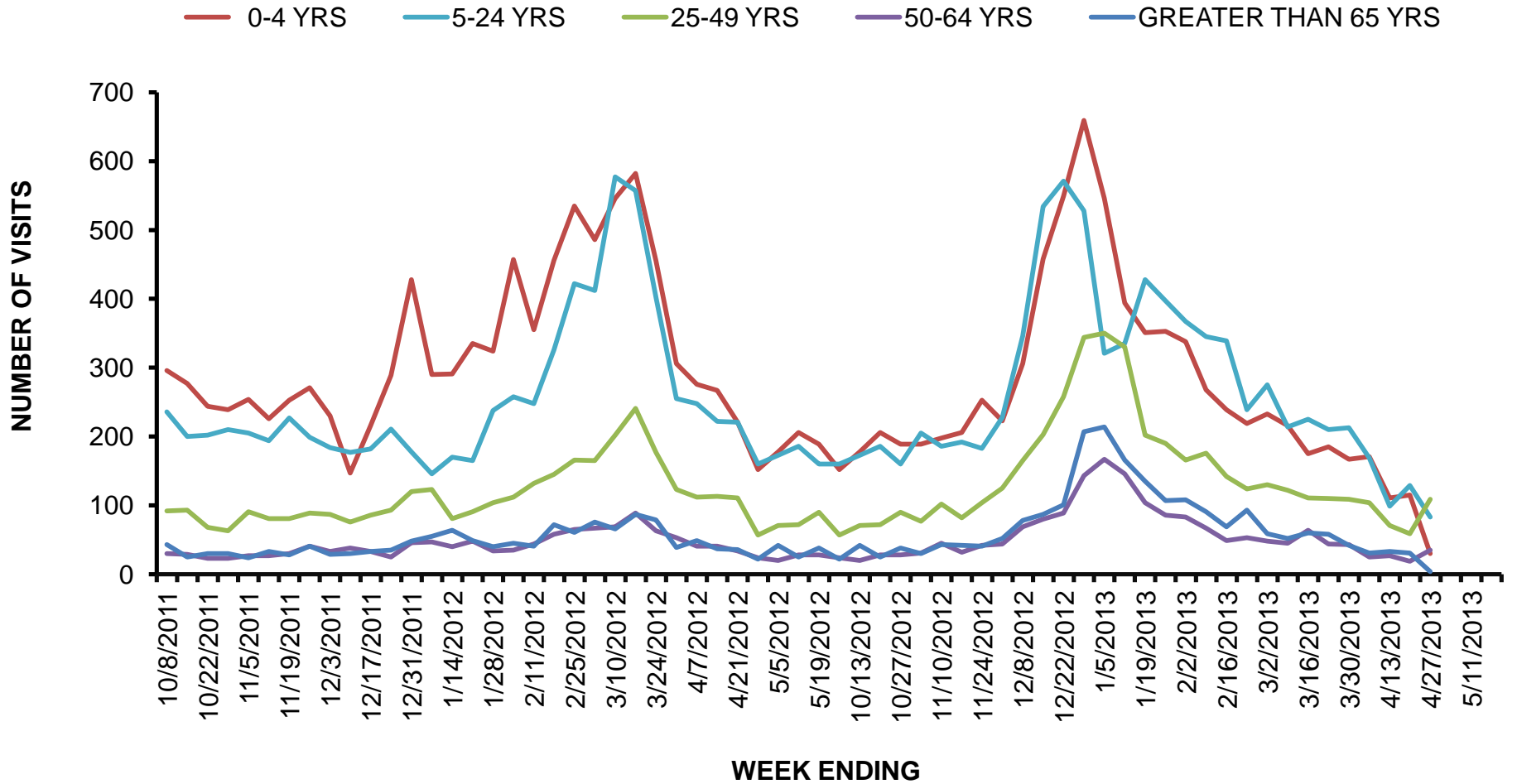
ILI Net Provider Surveillance

Influenza Like Illness Outpatient Surveillance 2011-2013



ILI Visits by Age Group

2011-13 INFLUENZA SEASON PROPORTION OF ILI OFFICE VISITS BY AGE GROUP



Great Lakes Naval Recruit Influenza Surveillance

Febrile Respiratory Illness (FRI) surveillance⁴ at Naval Recruit Training Command, Great Lakes was **at or below expected value** for week ending April 20, 2013. For more information visit <http://www.med.navy.mil/sites/nhrc/geis/Pages/default.aspx>

Influenza Intensive Care Unit Admissions and Deaths

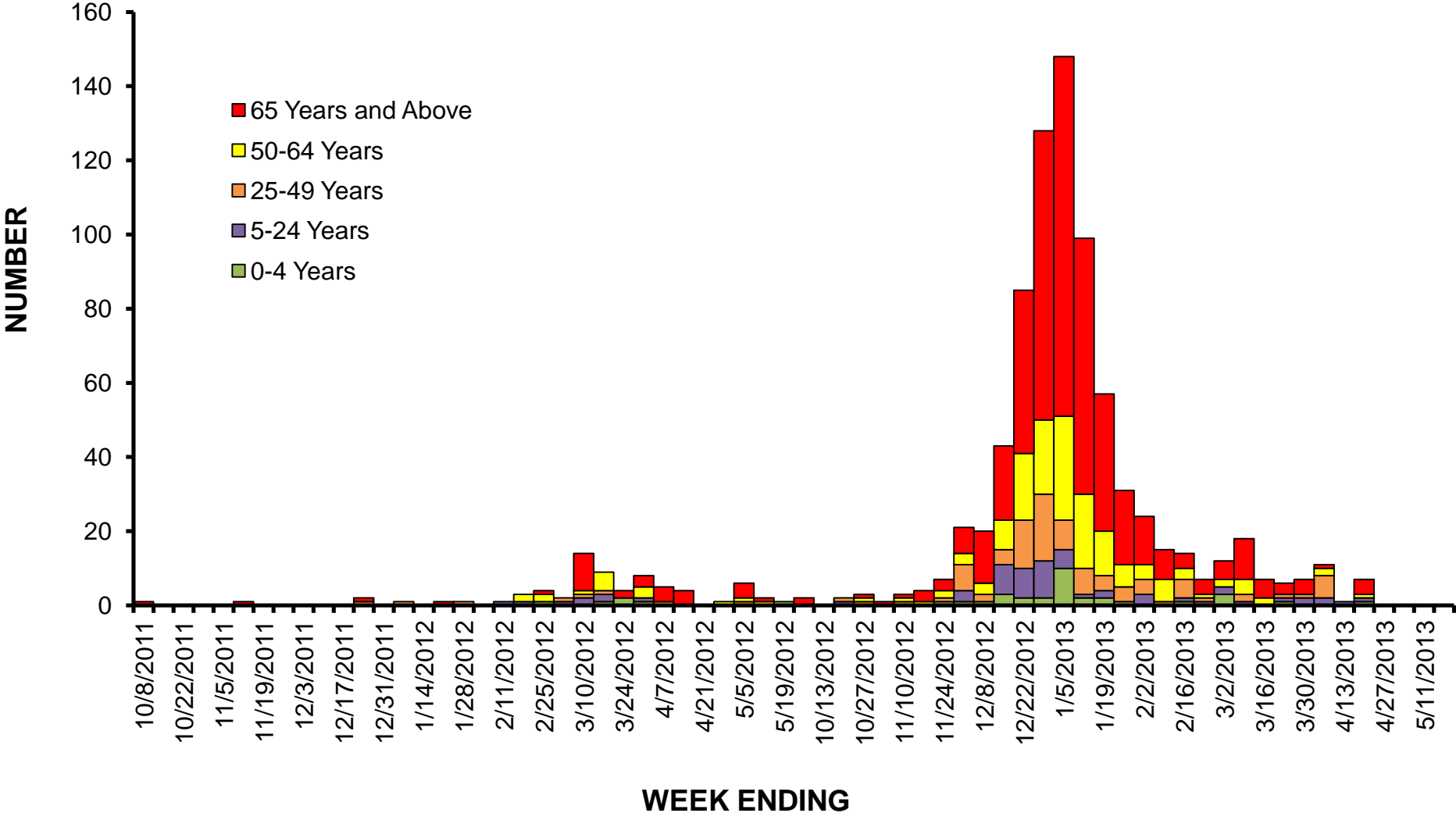
Seven influenza related ICU admissions and one death were reported the week ending April 20, 2013.

Year	Week No	Admissions	Deaths
2013	10	18	2
2013	11	7	0
2013	12	6	1
2013	13	7	0
2013	14	11	2
2013	15	0	1
2013	16	7	1
Total (Provisional) for 2012-13 Season up to week ending April 13, 2013	-	784	121

⁴ FRI surveillance is ongoing at 8 U.S. military basic training centers, representing all service branches. FRI Rate Status is classified into one of 3 categories:

- 4. At or below expected value (expected value shown as dashed line)
- 5. Moderately elevated
- 6. Substantially elevated

Influenza Related ICU Admissions by Age Group



Laboratory Surveillance

For the week ending April 20, 2013, four specimens were tested for Influenza by the Illinois Department of Public Health Laboratory .Of the four specimens tested, one tested positive for Influenza B.

For more information about viruses circulating in Illinois visit:

- ACL Clinical Laboratory Respiratory Panel: <http://www.acllaboratories.com/>
- St Louis Children’s Hospital Clinical Laboratory Respiratory Panel: <http://www.stlouischildrens.org/health-care-professionals/clinical-laboratories>

Year	Week	A (H1)	2009(A)H1N1	A (H3)	A(Unable to subtype)	A(Sub typing not performed)	B	Total # Tested	% Positive
2013	11	0	1	3	0	0	0	3	100%
2013	12	0	0	1	0	0	0	1	100%
2013	13	0	0	0	0	0	0	0	0%
2013	14	0	0	0	0	0	1	3	33%
2013	15	0	0	0	0	0	1	4	25%
2013	16	0	0	0	0	0	1	4	25%

Viral Resistance

The majority of currently circulating influenza viruses are susceptible to the neuraminidase inhibitor antiviral medications oseltamivir and zanamivir; however, rare sporadic cases of oseltamivir resistant 2009 influenza A (H1N1) and A (H3N2) viruses have been detected worldwide.

	Oseltamivir		Zanamivir	
	Virus Samples tested (n)	Resistant Viruses, Number (%)	Virus Samples tested (n)	Resistant Viruses, Number (%)
Influenza A (H3N2)	1843	2 (0.1)	1843	0 (0.0)
Influenza B	842	0 (0.0)	842	0 (0.0)
2009 H1N1	504	2 (0.4)	240	0 (0.0)

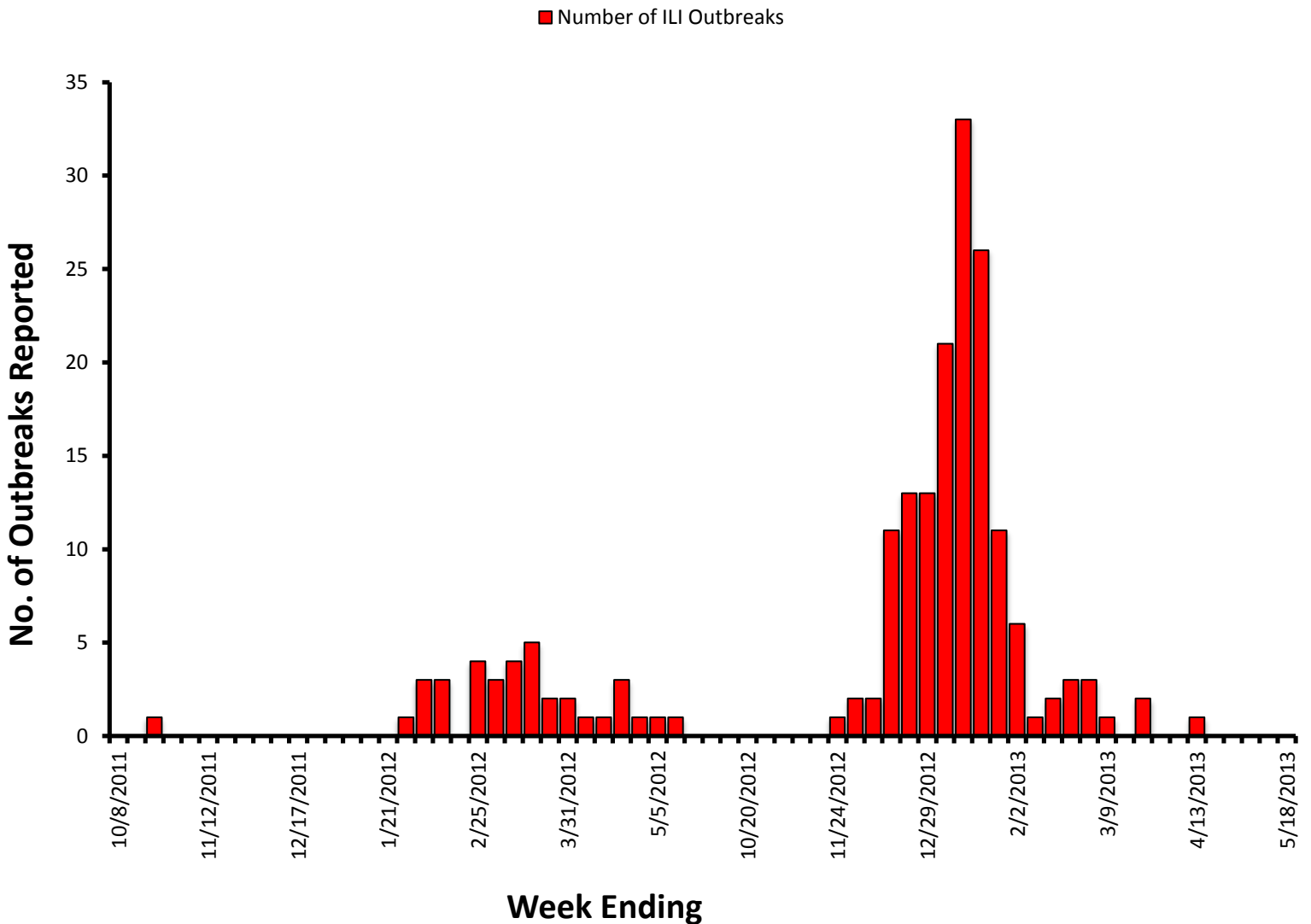
High levels of resistance to the adamantanes (amantadine and rimantadine) persist among 2009 H1N1 and A (H3N2) viruses (the adamantanes do not have activity against influenza B viruses). Antiviral treatment as early as possible with oseltamivir or zanamivir is recommended for patients with confirmed or suspected

influenza who have severe, complicated, or progressive illness; who require hospitalization; or who are at greater risk for influenza-related complications. Additional information treatment and chemoprophylaxis of influenza virus infection with antiviral agents is available at <http://www.cdc.gov/flu/antivirals/index.htm>.

Institutional Influenza Outbreaks Reported

No institutional influenza outbreak was reported the week ending April 20, 2013.

Number of Institutional Influenza Outbreaks Reported

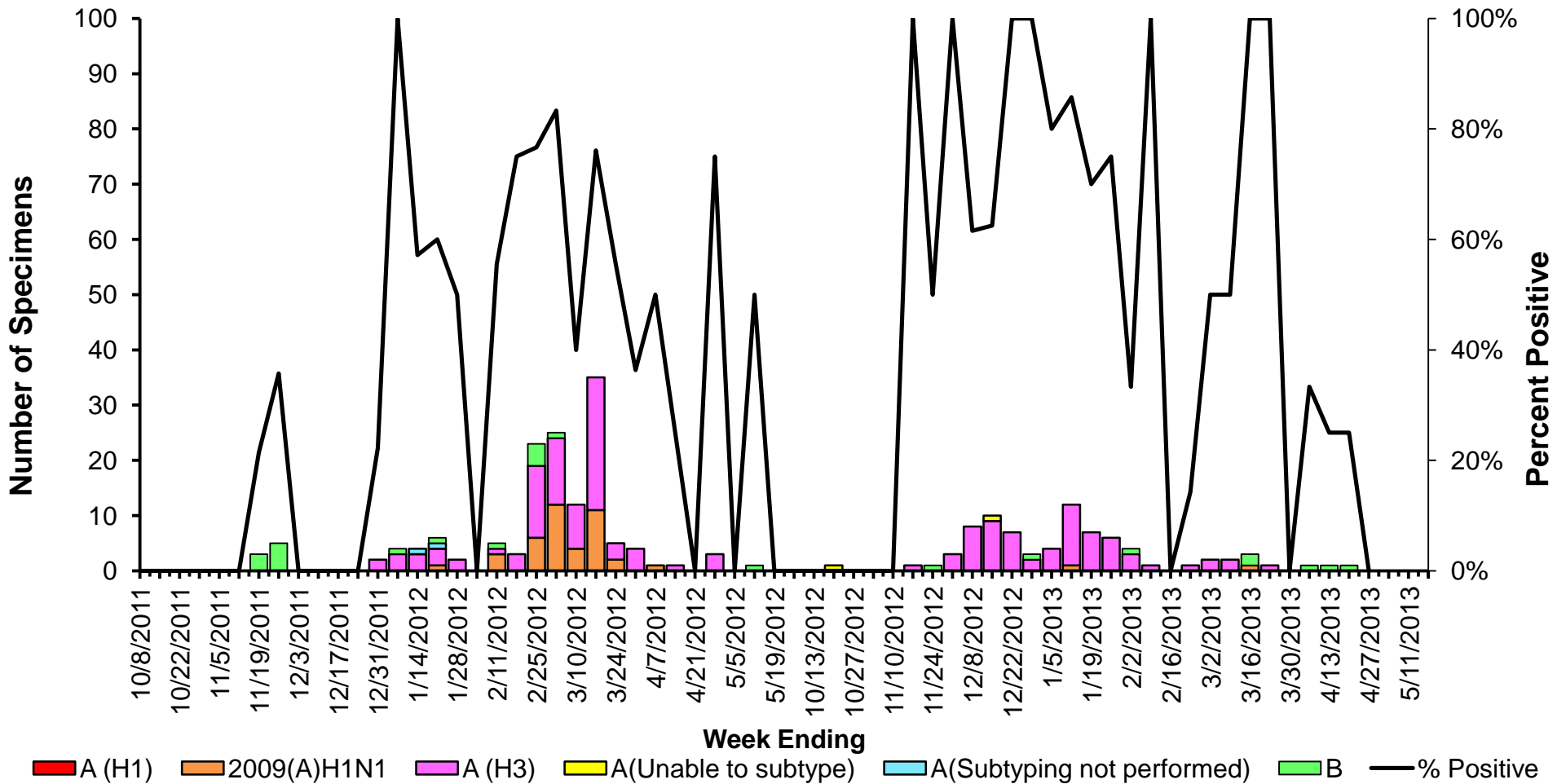


IDPH, Immunization Section Regional Map



Weekly Viral Subtype

Influenza Isolates from Illinois Reported by WHO/NREVSS Collaborating Laboratories 2011-2013



Resources

- Centers for Disease Control and Prevention Influenza Website: <http://www.cdc.gov/flu/>
- Immunization Action Coalition Website: <http://immunize.org/>
- IDPH Website: <http://www.idph.state.il.us/flu/surveillance.htm>
- ACL Clinical Laboratory Respiratory Panel: <http://www.acllaboratories.com/>
- St Louis Children's Hospital Clinical Laboratory Respiratory Panel:
<http://www.stlouischildrens.org/health-care-professionals/clinical-laboratories>