

Week 42: October 16-22, 2011

ILLINOIS DEPARTMENT OF PUBLIC HEALTH



Illinois Influenza Surveillance Report

Week 42: Week Ending Saturday, October 22, 2011

Division of Infectious Diseases Immunizations Section

10/28/2011

Contents

Summary	3
CDC Flu View	4
ILI Net Provider Surveillance	5
ILI Visits by Age Group	6
Great Lakes Naval Recruit Influenza Surveillance	7
Influenza Intensive Care Unit Admissions and Deaths	7
Influenza Related ICU Admissions by Age Group	8
Laboratory Surveillance	9
Viral Resistance	9
Influenza Outbreaks Reported in Long-Term Facilities and Nursing Homes	9
Weekly Viral Subtype	10
Resources	11

Summary

- During CDC Week 42, the proportion of outpatient visits for influenza-like illness (ILI)¹ was 1.6% compared with 1.8% for week 41.
- The risk of illness due to influenza viruses is low. Numerous respiratory viruses can cause ILI, and these viruses are now more prevalent than influenza viruses.ⁱ
- Based on CDC criteria, influenza activity is classified as **no activity** (see CDC FLU View Section) for week 42. This represents no change from the previous week.
- Febrile Respiratory Illness (FRI) surveillance² at Naval Recruit Training Command, Great Lakes for this week is **substantially elevated**.
- During week 42, none of the specimens tested by Illinois Department of Public Health Laboratory were positive for influenza A or B.
- No influenza-associated Intensive Care Unit (ICU) admissions were reported for week 42. This represents no change from the previous week.
- No influenza-associated pediatric deaths were reported for week 42. This represents no change from week 41.
- On October 19th, 2011 a suspected influenza like illness [ILI] outbreak in a DuPage County elementary school was reported. Increased absenteeism was reported in one of the first grade classroom with 17 of 28 (61%) students ill. Siblings of the students in this first grade classroom are now beginning to display ILI symptoms. IDPH has sent test kits to the DuPage County Health Department for confirmation.

¹ ILI "Influenza like Illness" is defined as fever $\geq 100^{\circ}\text{F}$ and cough and/or sore throat.

² FRI surveillance is ongoing at 8 U.S. military basic training centers, representing all service branches. FRI Rate Status is classified into one of 3 categories:

1. At or below expected value (expected value shown as dashed line)
2. Moderately elevated
3. Substantially elevated

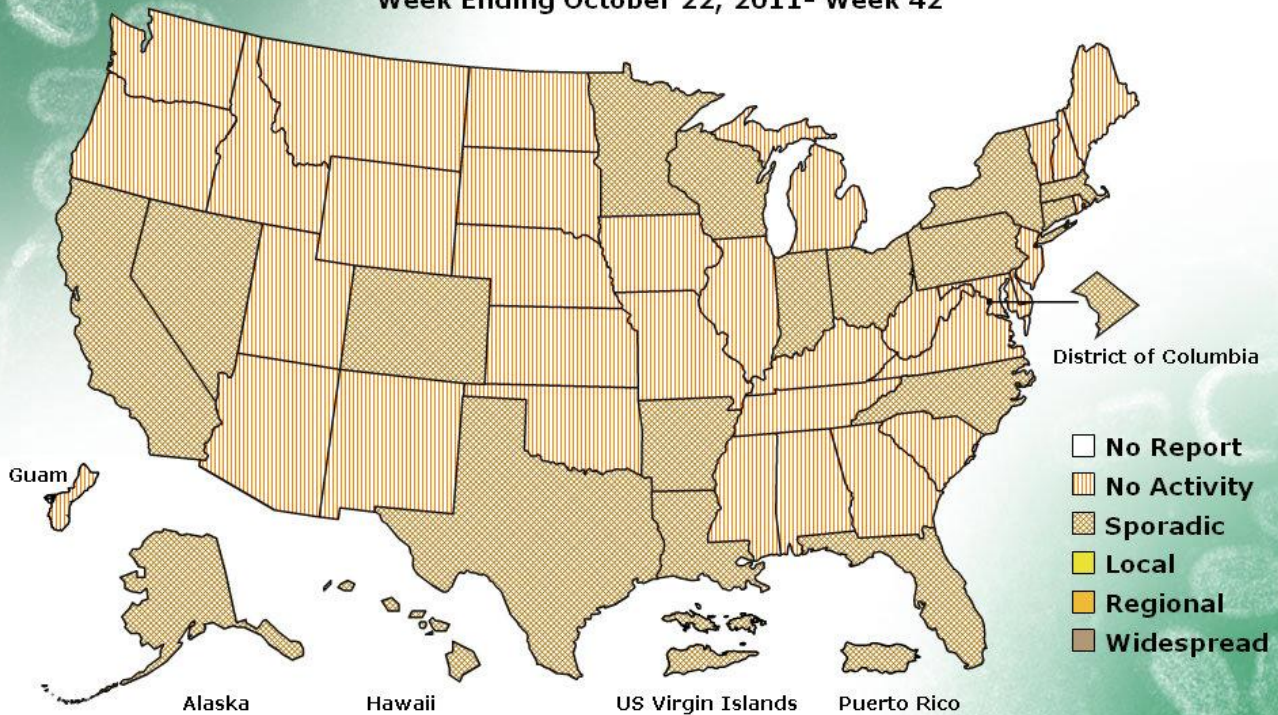
CDC Flu View

FLUVIEW



A Weekly Influenza Surveillance Report Prepared by the Influenza Division
Weekly Influenza Activity Estimates Reported by State and Territorial Epidemiologists*

Week Ending October 22, 2011- Week 42



*This map indicates geographic spread and does not measure the severity of influenza activity.

No activity: No laboratory confirmed cases of influenza and no reported increase in cases of influenza like illness (ILI).

Sporadic: Small numbers of laboratory confirmed influenza cases or a single laboratory confirmed influenza in a single region of the state.

Local: Outbreaks of influenza or increases in ILI and recent laboratory confirmed influenza in a single region of the state.

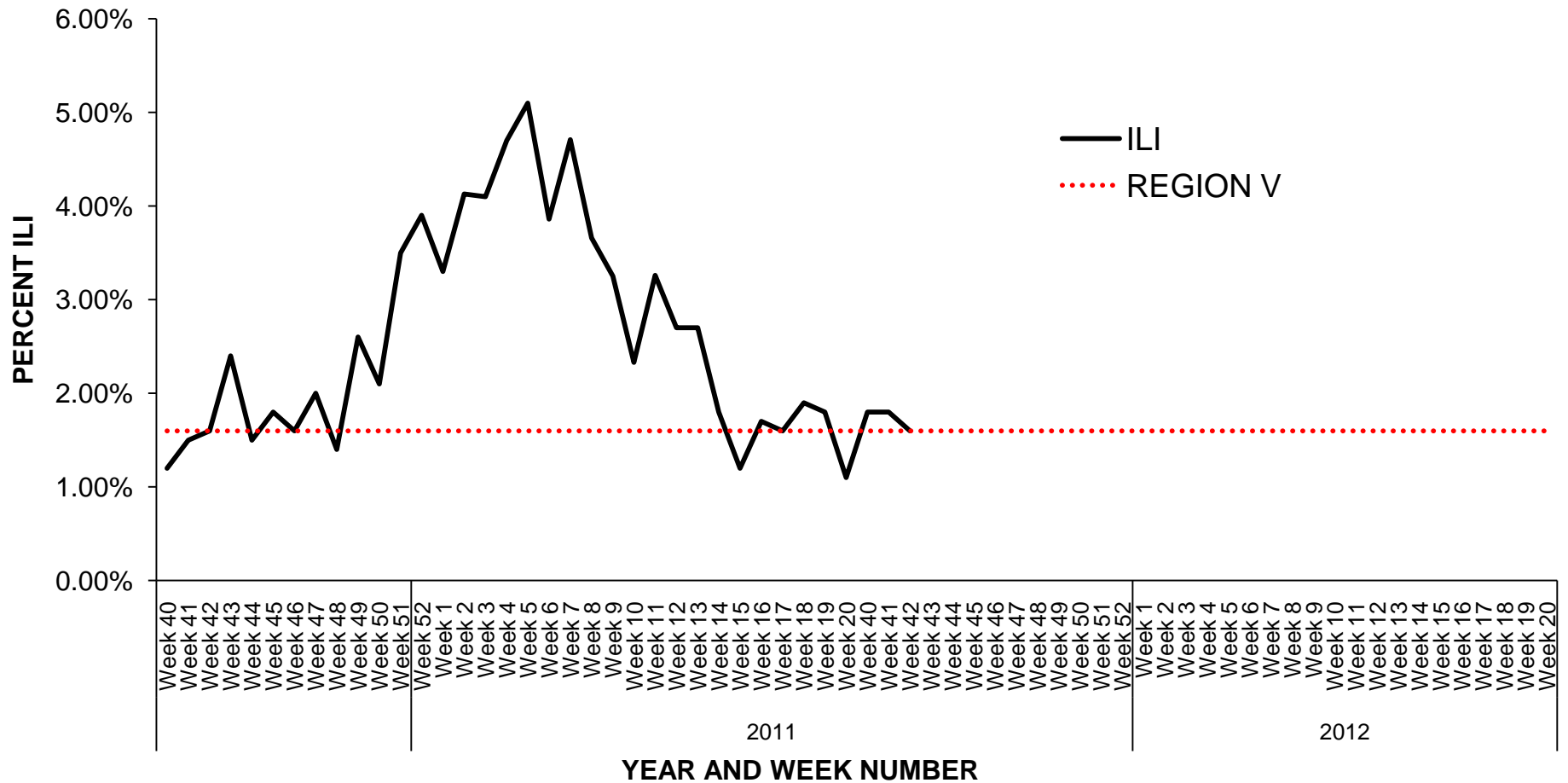
Regional: Outbreaks of influenza or increases in ILI and recent laboratory confirmed influenza in at least two but less than half the regions of the state.

Widespread: Outbreaks of influenza or increases in ILI cases and recent laboratory confirmed influenza in at least half the regions in the state.

Week 42: October 16-22, 2011

ILI Net Provider Surveillance

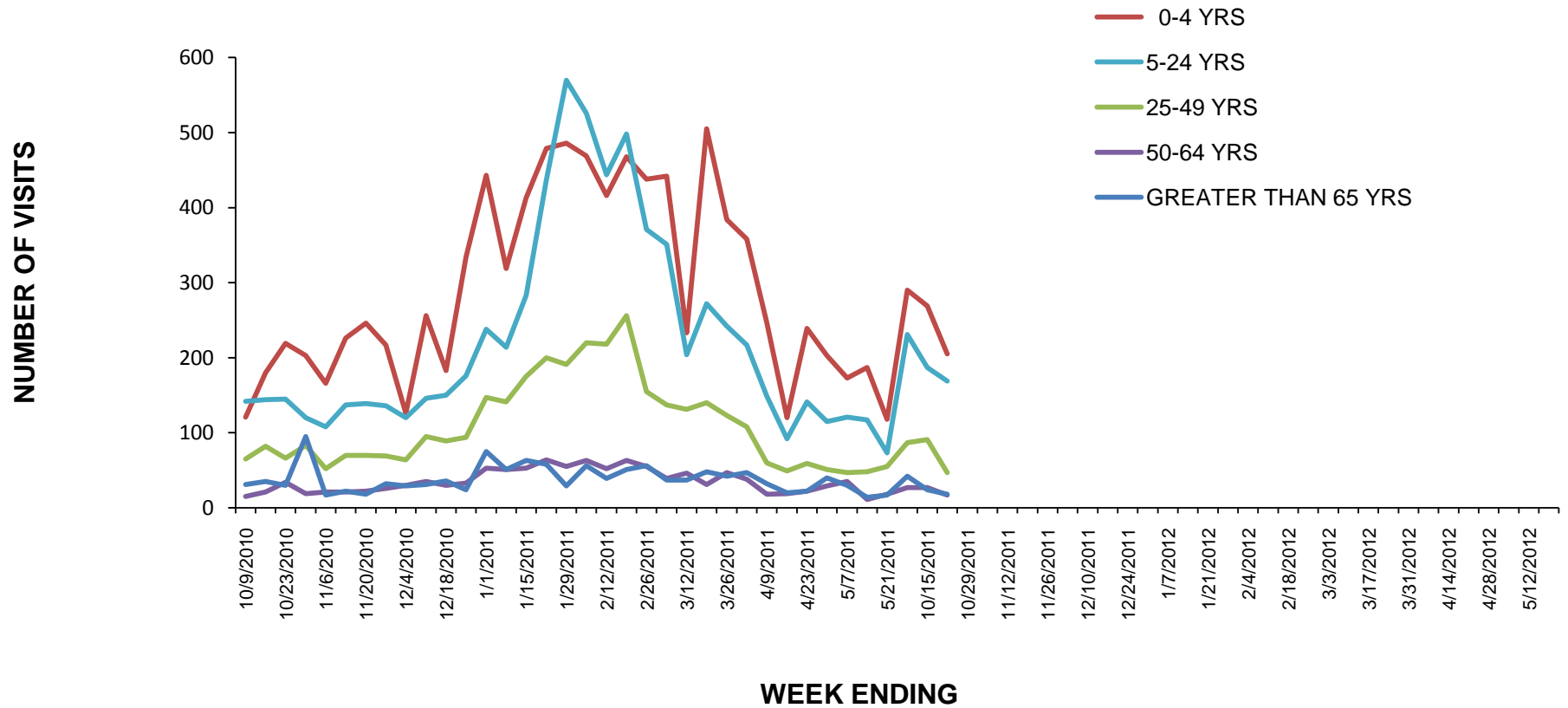
Influenza Like Illness Outpatient Surveillance 2010-2012



Week 42: October 16-22, 2011

ILI Visits by Age Group

**2010 -12 INFLUENZA SEASON PROPORTION OF ILI OFFICE VISITS
BY AGE GROUP**



Great Lakes Naval Recruit Influenza Surveillance

Febrile Respiratory Illness (FRI) surveillance³ at Naval Recruit Training Command, Great Lakes **substantially elevated** for week ending October 22, 2011. For more information visit <http://www.med.navy.mil/sites/nhrc/geis/Pages/default.aspx>

Influenza Intensive Care Unit Admissions and Deaths

There were no influenza related ICU admission or deaths for week ending October 22, 2011.

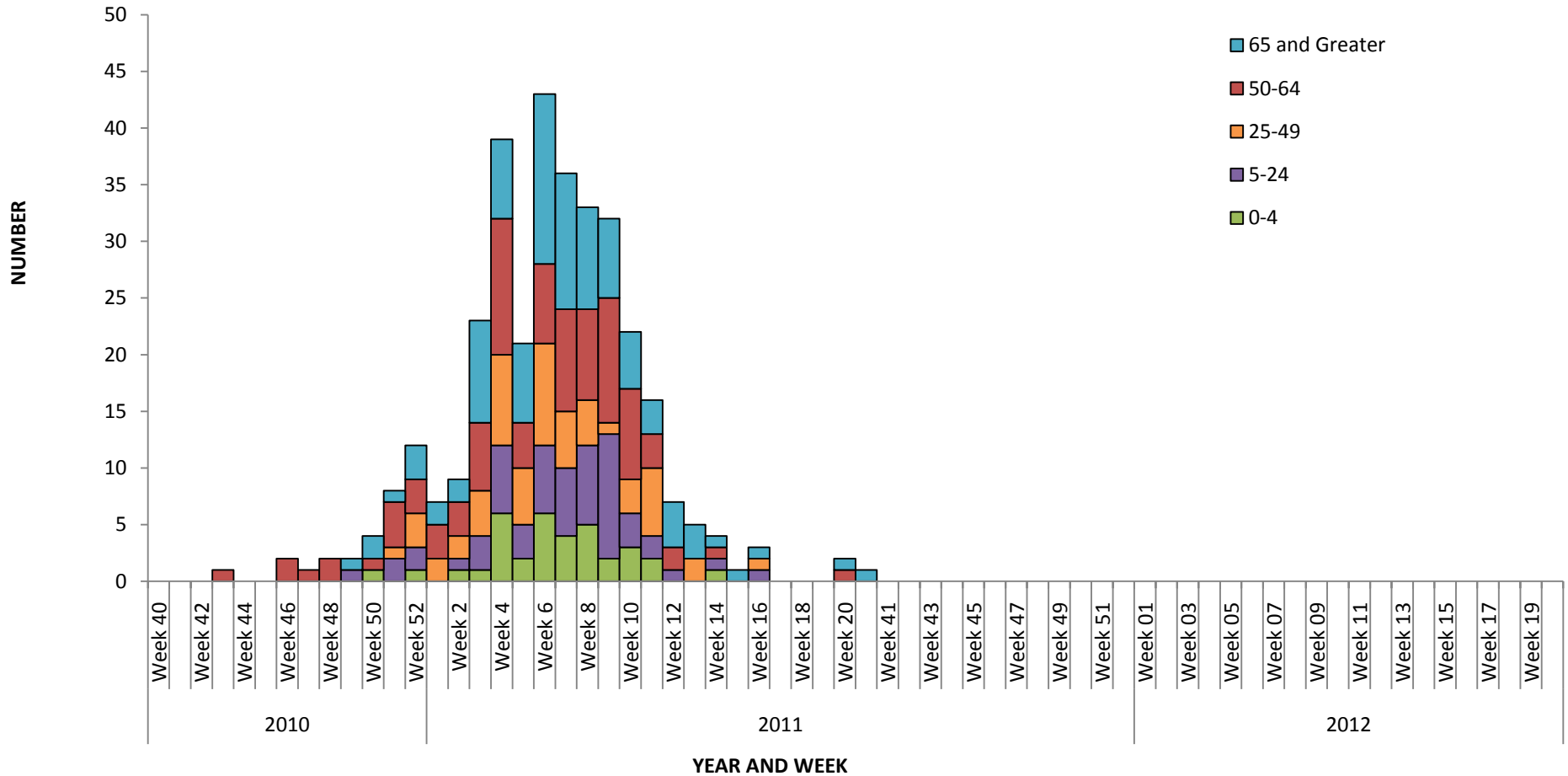
Week No	Admissions No	Deaths
40	1	0
41	0	0
42	0	0

³ FRI surveillance is ongoing at 8 U.S. military basic training centers, representing all service branches. FRI Rate Status is classified into one of 3 categories:

4. At or below expected value (expected value shown as dashed line)
5. Moderately elevated
6. Substantially elevated

Influenza Related ICU Admissions by Age Group

Influenza-Associated Intensive Care Unit Admissions by Age Group 2010-2012



Laboratory Surveillance

During week 42, ten specimens were tested by Illinois WHO/NREVSS⁴ collaborating laboratories in Illinois. This is an increase in testing from last week when no specimen were collected and tested. There has been no specimen which tested positive for influenza thus far this season.

Week	No of Labs Reporting	A (H1)	2009(A)H1N1	A (H3)	A(Unable to subtype)	A(Sub typing not performed)	B	Total # Tested	% Positive
40	1	0	0	0	0	0	0	2	0
41	1	0	0	0	0	0	0	0	0
42	1	0	0	0	0	0	0	10	0

Viral Resistance

No data available

Influenza Outbreaks Reported in Long-Term Facilities and Nursing Homes

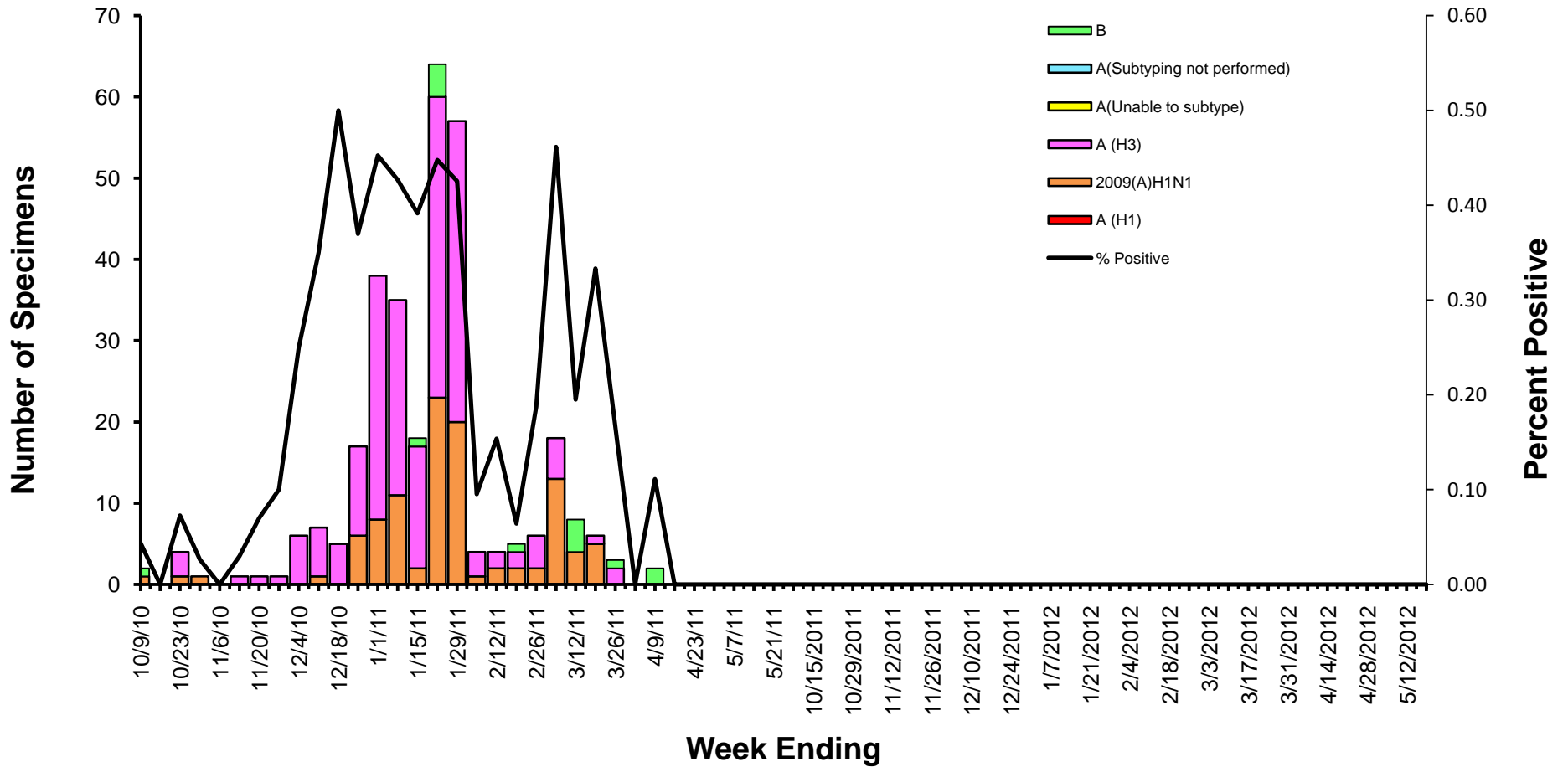
On October 19th, 2011 there was a suspected influenza outbreak reported in a DuPage County elementary school. There has been increased ILI absenteeism in one first grade classroom at this school since 10/3/11, according to the school nurse. To date, 17 of the 28 (61%) kids in this first grade classroom have been ill. Additionally, siblings of the students in this first grade classroom are now beginning to display ILI symptoms. IDPH has sent test kits to the DuPage County Health Department for confirmation purposes.

⁴ WHO/NREVSS Collaborating Laboratories WHO/NREVSS Collaborating Laboratories: For **viral surveillance** - About 80 U.S. World Health Organization (WHO) Collaborating Laboratories and 70 National Respiratory and Enteric Virus Surveillance System (NREVSS), located throughout the United States report daily or weekly the results of their testing.

Week 42: October 16-22, 2011

Weekly Viral Subtype

**Influenza Isolates from Illinois Reported by
WHO/NREVSS Collaborating Laboratories
2010-2012**



Resources

- Centers for Disease Control and Prevention Influenza Website:
<http://www.cdc.gov/flu/weekly/fluactivity.htm>
- Immunization Action Coalition Website: <http://immunize.org/>
- IDPH Website <http://www.idph.state.il.us/flu/surveillance.htm>
- ACL Clinical Laboratory Respiratory Panel
<http://www.acllaboratories.com/admin/upload-area/files/2010%20Infectious%20Disease/1%20RVP%20Jun27%20-%20Oct%2016.pdf>
- St Louis Children's Hospital Clinical Laboratory Respiratory Panel
<http://www.stlouischildrens.org/content/ClinicalLaboratories.htm>

ⁱ For more information regarding circulating respiratory viruses, see

a. <http://www.cdc.gov/surveillance/nrevss/rsv/state.html>

b. <http://www.acllaboratories.com/>

c. www.stlouischildrens.org/content/ClinicalLaboratories.htm