

Week 41: October 9-15, 2011

ILLINOIS DEPARTMENT OF PUBLIC HEALTH



# Illinois Influenza Surveillance Report

---

Week 41: Week Ending Saturday, October 15, 2011

Division of Infectious Diseases Immunizations Section

10/21/2011

**Contents**

Summary ..... 3

CDC Flu View ..... 4

ILI Net Provider Surveillance ..... 5

ILI Visits by Age Group ..... 6

Great Lakes Naval Recruit Influenza Surveillance ..... 7

Influenza Intensive Care Unit Admissions and Deaths ..... 7

Intensive Care Influenza Admissions and Death –Epicurve ..... 8

Laboratory Surveillance ..... 9

Viral Resistance ..... 9

Number of Outbreaks Reported in Long-Term Facilities and Nursing Homes ..... 9

Weekly Viral Subtype ..... 10

Resources..... 11

## Summary

- During CDC Week 41, the proportion of outpatient visits for influenza-like illness (ILI)<sup>1</sup> was 1.6% compared with 1.9% for week 40.
- The risk of illness due to influenza viruses is low. Numerous respiratory viruses can cause ILI, and these viruses are now more prevalent than influenza viruses. <sup>i</sup>
- Based on CDC criteria; influenza activity is classified as **no activity** (see CDC FLU View Section) for week 41. This represents no change from the previous week.
- During week 41, no specimen was tested by Illinois Department of Public Health Laboratory.
- No influenza-associated Intensive Care Unit (ICU) admissions were reported for week 41 compared to one ICU admission for week 40.
- No influenza-associated pediatric deaths were reported for week 41. This represents no change from week 40.

---

<sup>1</sup> ILI "Influenza like Illness" is defined as fever  $\geq$  100°F and cough and/or sore throat.

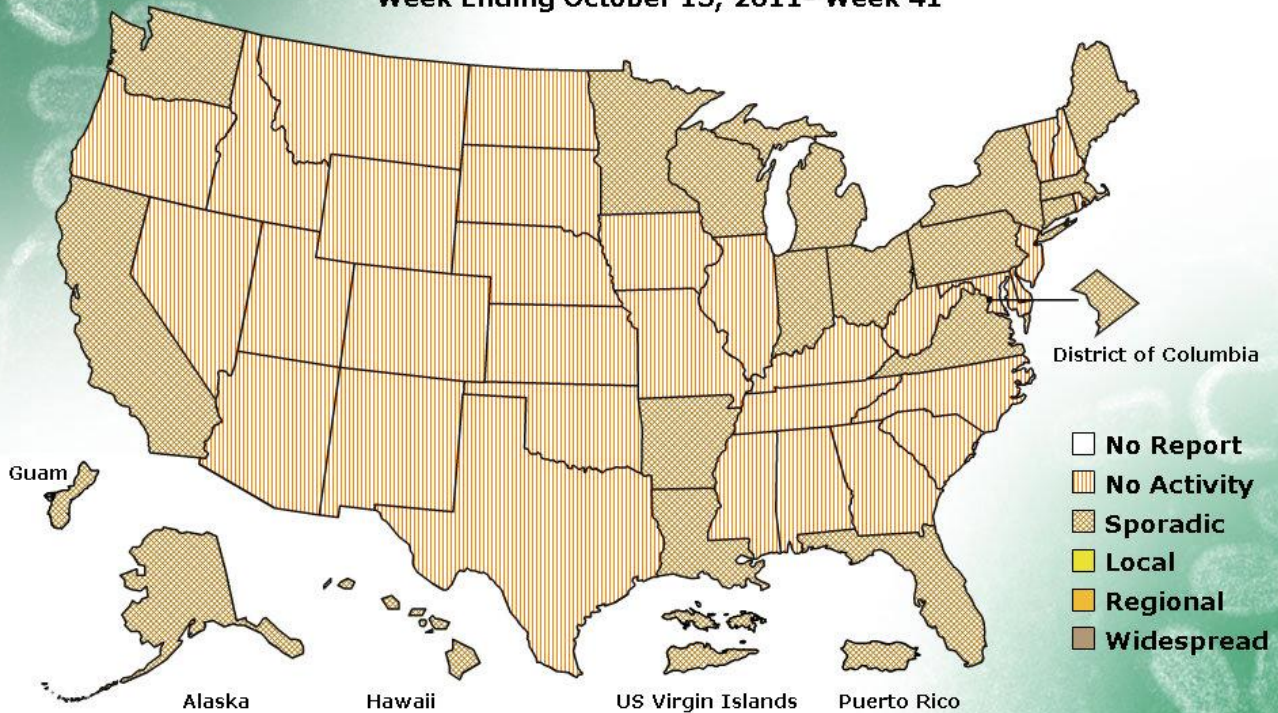
CDC Flu View

# FLUVIEW



A Weekly Influenza Surveillance Report Prepared by the Influenza Division  
Weekly Influenza Activity Estimates Reported by State and Territorial Epidemiologists\*

Week Ending October 15, 2011- Week 41



\*This map indicates geographic spread and does not measure the severity of influenza activity.

**No activity:** No laboratory confirmed cases of influenza and no reported increase in cases of influenza like illness (ILI).

**Sporadic:** Small numbers of laboratory confirmed influenza cases or a single laboratory confirmed influenza in a single region of the state.

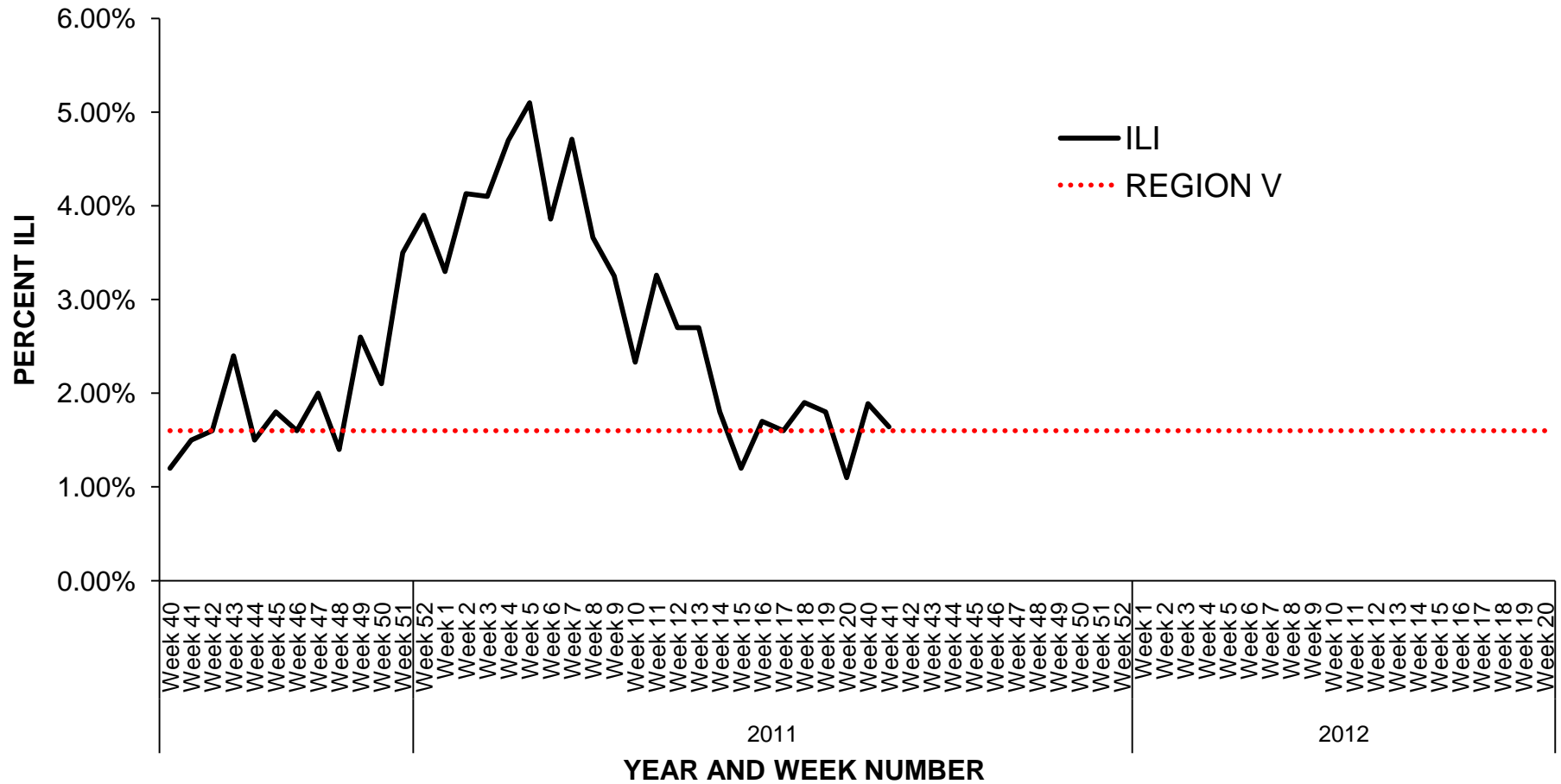
**Local:** Outbreaks of influenza or increases in ILI and recent laboratory confirmed influenza in a single region of the state.

**Regional:** Outbreaks of influenza or increases in ILI and recent laboratory confirmed influenza in at least two but less than half the regions of the state.

**Widespread:** Outbreaks of influenza or increases in ILI cases and recent laboratory confirmed influenza in at least half the regions in the state.

**ILI Net Provider Surveillance**

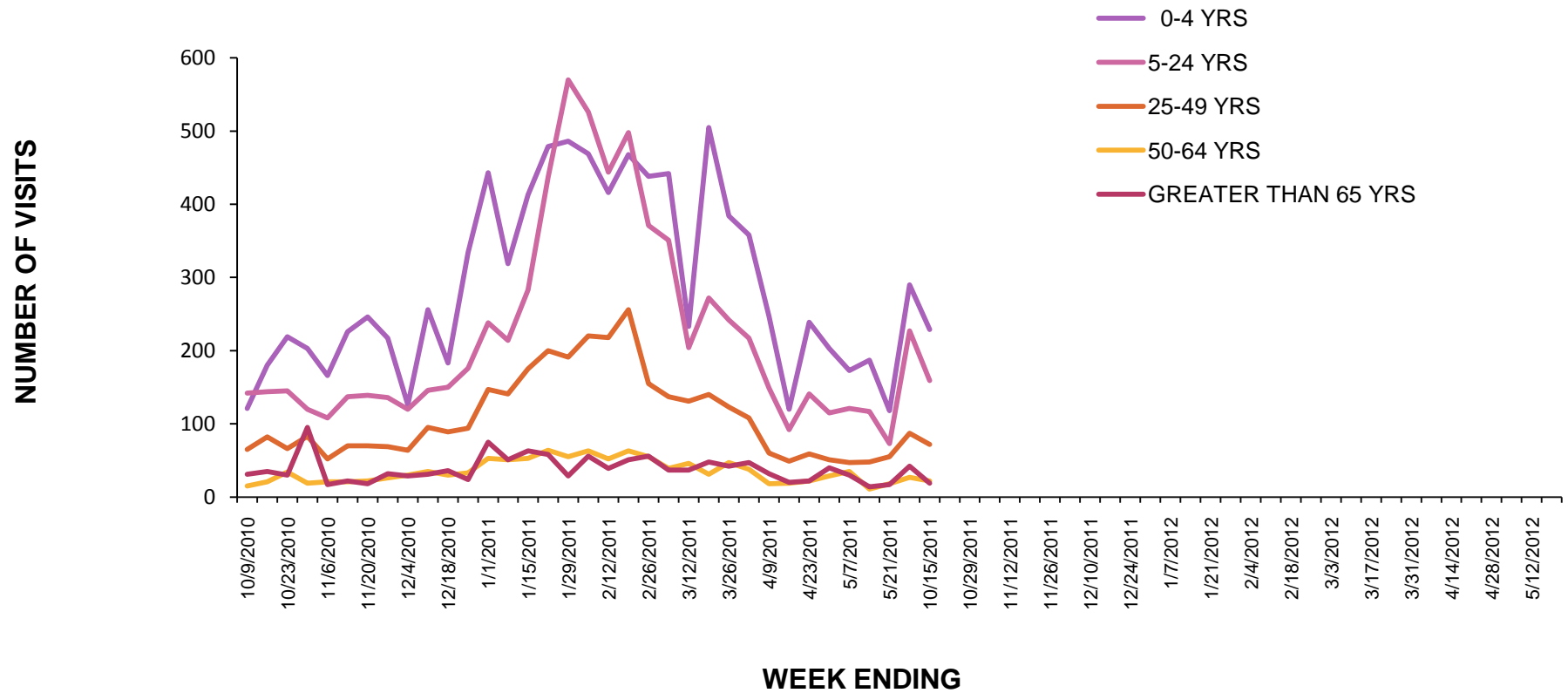
***Influenza Like Illness Outpatient Surveillance 2010-2012***



Week 41: October 9-15, 2011

**ILI Visits by Age Group**

**2010 -12 INFLUENZA SEASON PROPORTION OF ILI OFFICE VISITS BY AGE GROUP**



### **Great Lakes Naval Recruit Influenza Surveillance**

Febrile Respiratory Illness (FRI) surveillance<sup>2</sup> at Naval Recruit Training Command, Great Lakes **substantially elevated** for week ending October 15, 2011. For more information visit <http://www.med.navy.mil/sites/nhrc/geis/Pages/default.aspx>

### **Influenza Intensive Care Unit Admissions and Deaths**

There were no influenza related ICU admission or deaths for week ending October 15, 2011.

Week No	Admissions No	Deaths
40	1	0
41	0	0

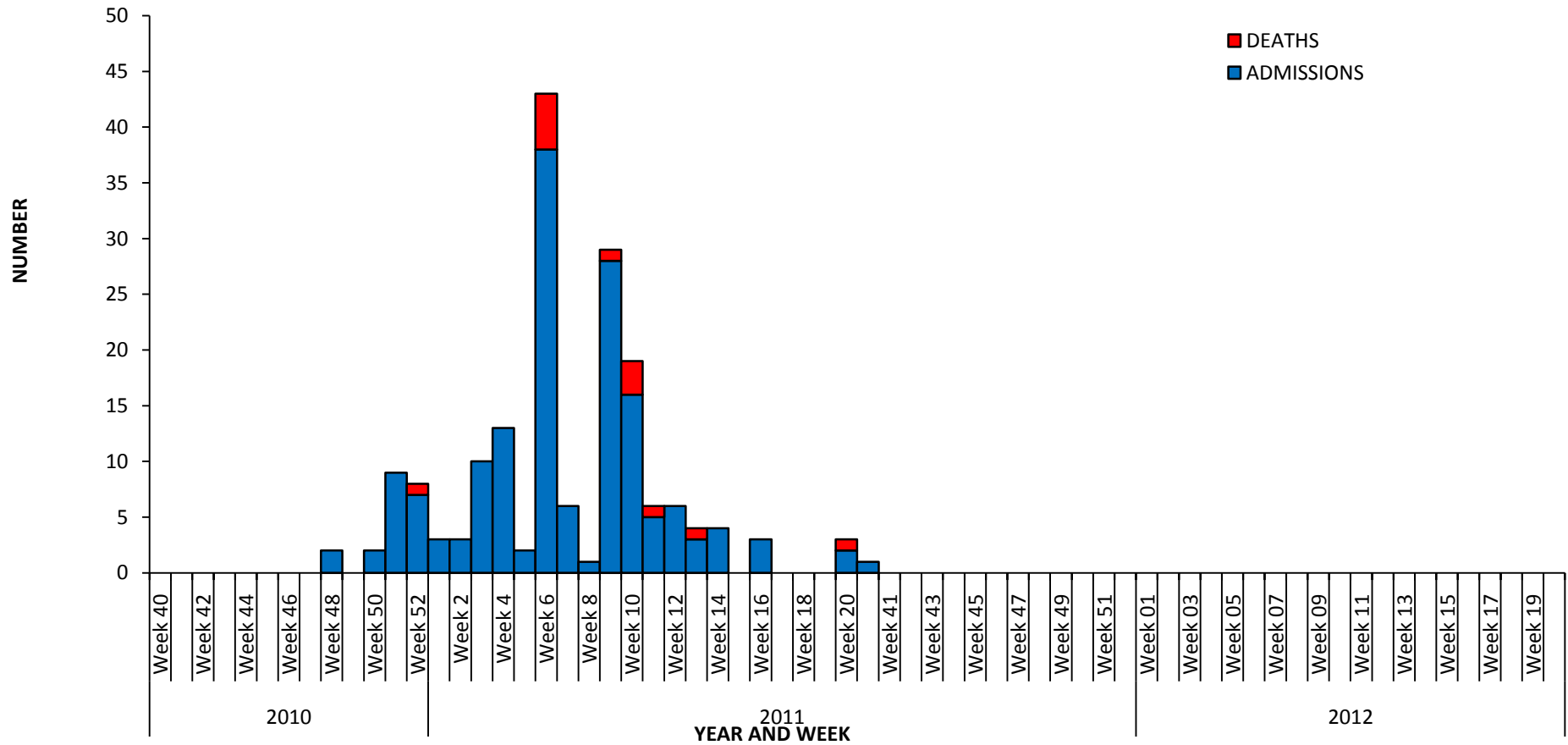
---

<sup>2</sup> FRI surveillance is ongoing at 8 U.S. military basic training centers, representing all service branches. FRI Rate Status is classified into one of 3 categories:

1. At or below expected value (expected value shown as dashed line)
2. Moderately elevated
3. Substantially elevated

**Intensive Care Influenza Admissions and Death –Epicurve**

**Intensive Care Influenza Admissions and Deaths 2010-2012**





**Laboratory Surveillance**

During week 41, no specimens were tested by Illinois WHO/NREVSS<sup>3</sup> collaborating laboratories in Illinois. This is a drop in testing from last week when two specimens were collected and tested. There has been no specimen which tested positive for influenza thus far this season.

Week	No of Labs Reporting	A (H1)	2009(A)H1N1	A (H3)	A(Unable to subtype)	A(Sub typing not performed)	B	Total # Tested	% Positive
40	1	0	0	0	0	0	0	2	0
41	1	0	0	0	0	0	0	0	0

**Viral Resistance**

No data available

**Number of Outbreaks Reported in Long-Term Facilities and Nursing Homes**

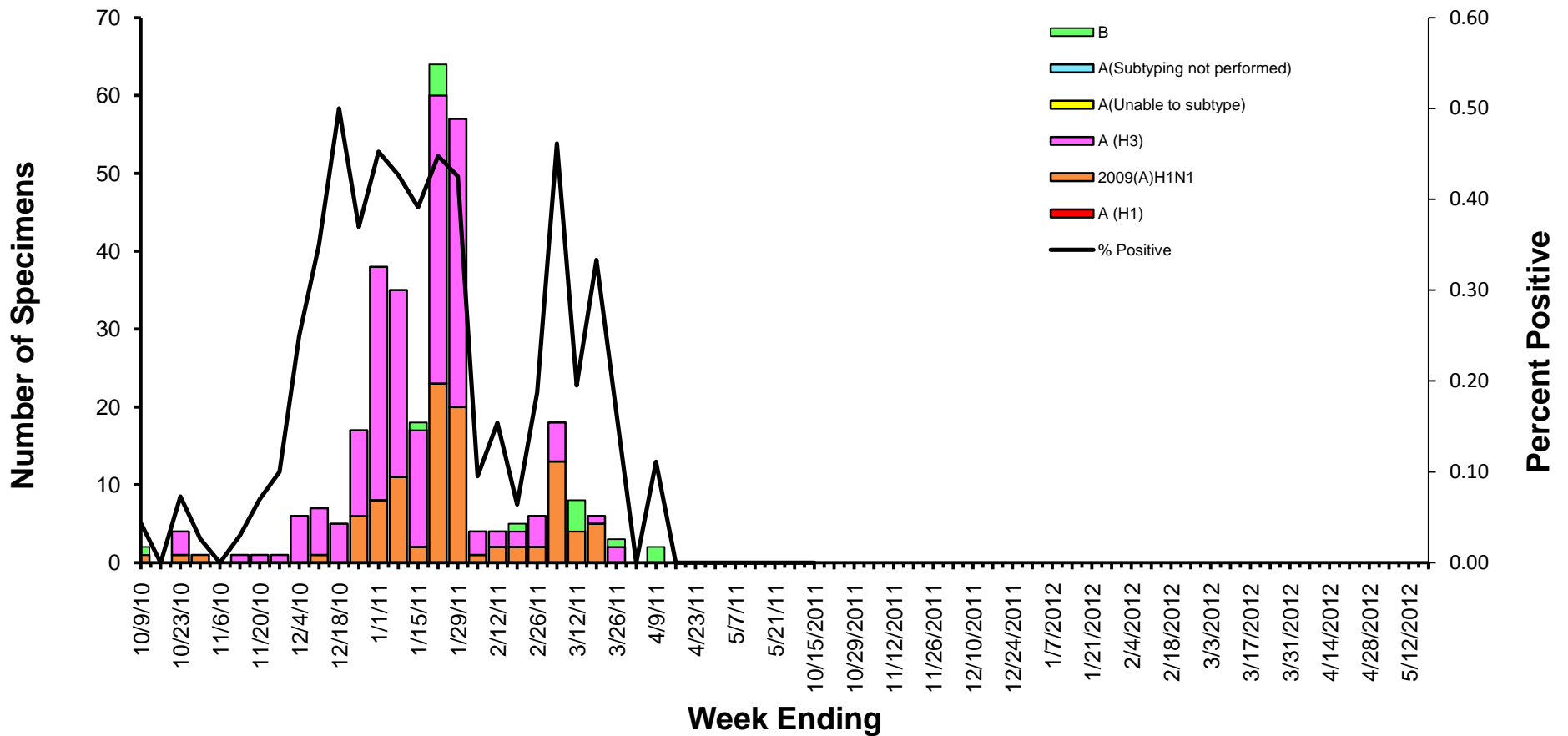
There were no outbreaks reported in long-term care facilities for week 41.

<sup>3</sup> WHO/NREVSS Collaborating Laboratories WHO/NREVSS Collaborating Laboratories: For **viral surveillance** - About 80 U.S. World Health Organization (WHO) Collaborating Laboratories and 70 National Respiratory and Enteric Virus Surveillance System (NREVSS), located throughout the United States report daily or weekly the results of their testing.

Week 41: October 9-15, 2011

**Weekly Viral Subtype**

**Influenza Isolates from Illinois Reported by  
WHO/NREVSS Collaborating Laboratories  
2010-2012**



## **Resources**

- Centers for Disease Control and Prevention Influenza Website:  
<http://www.cdc.gov/flu/weekly/fluactivity.htm>
- Immunization Action Coalition Website: <http://immunize.org/>
- IDPH Website <http://www.idph.state.il.us/flu/surveillance.htm>
- ACL Clinical Laboratory Respiratory Panel  
<http://www.acllaboratories.com/admin/upload-area/files/2010%20Infectious%20Disease/1%20RVP%20Jun27%20-%20Oct%2016.pdf>
- St Louis Children's Hospital Clinical Laboratory Respiratory Panel  
<http://www.stlouischildrens.org/content/ClinicalLaboratories.htm>

---

<sup>i</sup> For more information regarding circulating respiratory viruses, see

a. <http://www.cdc.gov/surveillance/nrevss/rsv/state.html>

b. <http://www.acllaboratories.com/>

c. [www.stlouischildrens.org/content/ClinicalLaboratories.htm](http://www.stlouischildrens.org/content/ClinicalLaboratories.htm)