

Week 14: April 3 - April 9, 2011

ILLINOIS DEPARTMENT OF PUBLIC HEALTH



# Illinois Influenza Surveillance Report

---

Week 14: Week Ending Saturday, April 9, 2011

Division of Infectious Diseases Immunizations Section

4/14/2011

## Contents

Summary .....	3
CDC Flu View .....	4
ILI Intensity.....	5
ILI Net Provider Surveillance .....	6
ILI Visits by Age Group .....	7
Great Lakes Naval Recruit Influenza Surveillance .....	8
Influenza Intensive Care Unit Admissions and Deaths.....	8
Laboratory Surveillance .....	8
Viral Resistance .....	9
Weekly Viral Subtype .....	10
Resources.....	11

## Summary

- During CDC Week 14, the overall proportion of outpatient visits for influenza-like illness (ILI)<sup>1</sup> was 1.8%, compared with 2.7% for week 14. The intensity of ILI activity in Illinois was minimal for week 14.
- Based on CDC criteria, influenza activity is geographically **Sporadic** (see CDC FLU View Section).
- Febrile Respiratory Illness at Great Lake Naval Academy was **at or below expected value for week 14.**
- Individuals aged 0 to 4 years had the highest proportion of office visits related to ILI for week 14. This age group accounted for 49% of total ILI visits compared with 47% for week 13.
- During week 14, none of the specimens tested by Illinois Department of Public Health laboratory tested positive for influenza.
- No influenza-associated pediatric deaths were reported to IDPH during week 14.
- Four influenza-related ICU admissions and no influenza-related ICU deaths were reported to IDPH during week 14.
- One outbreak due to influenza was reported from a long-term care facility during week 14.

---

<sup>1</sup> ILI "Influenza like Illness" is defined as fever  $\geq 100^{\circ}\text{F}$  and cough and/or sore throat.

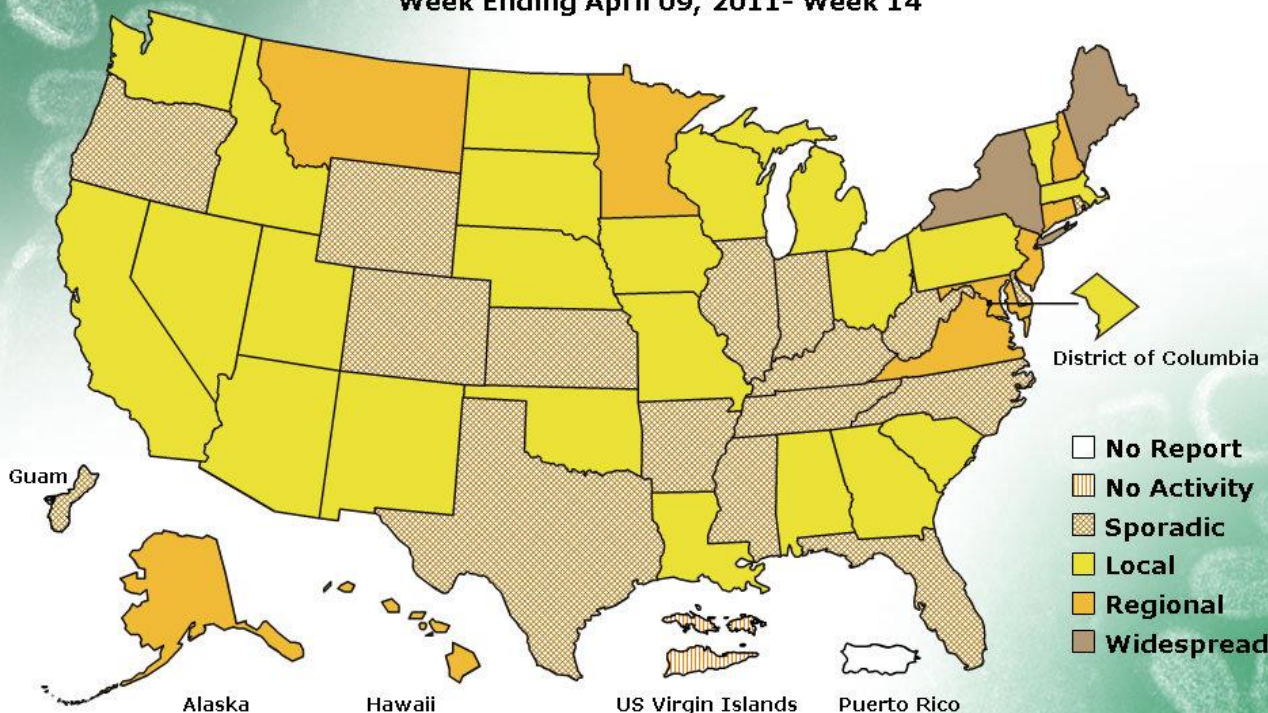
**CDC Flu View**

# FLUVIEW



**A Weekly Influenza Surveillance Report Prepared by the Influenza Division**  
**Weekly Influenza Activity Estimates Reported by State and Territorial Epidemiologists\***

**Week Ending April 09, 2011- Week 14**



\*This map indicates geographic spread and does not measure the severity of influenza activity.

**No activity:** No laboratory confirmed cases of influenza and no reported increase in cases of influenza like illness (ILI).

**Sporadic:** Small numbers of laboratory confirmed influenza cases or a single laboratory confirmed influenza in a single region of the state.

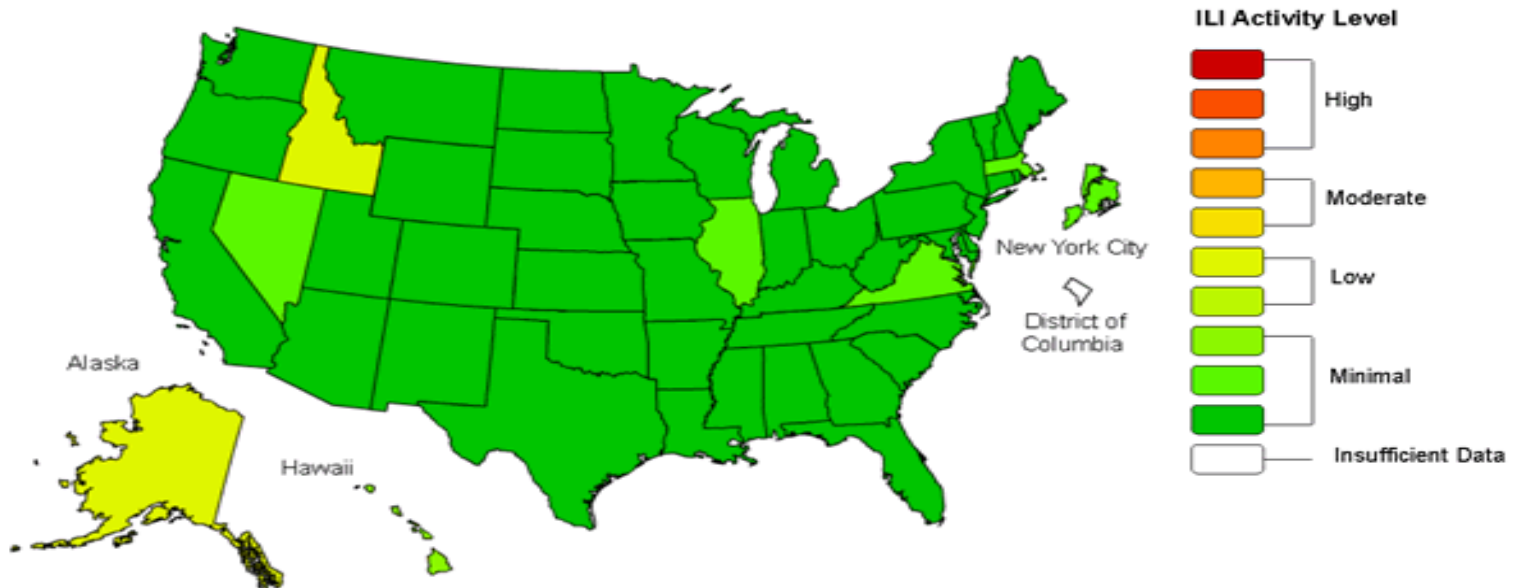
**Local:** Outbreaks of influenza or increases in ILI and recent laboratory confirmed influenza in a single region of the state.

**Regional:** Outbreaks of influenza or increases in ILI and recent laboratory confirmed influenza in at least two but less than half the regions of the state.

**Widespread:** Outbreaks of influenza or increases in ILI cases and recent laboratory confirmed influenza in at least half the regions in the state.

## ILI Intensity

### **Influenza-Like Illness (ILI) Activity Level Indicator Determined by Data Reported to ILINet 2010-11 Influenza Season Week 14 ending Apr 09, 2011**



\*This map uses the proportion of outpatient visits to health care providers for influenza-like illness to measure the ILI activity level within a state. It does not, however, measure the extent of geographic spread of flu within a state. Therefore, outbreaks occurring in a single city could cause the state to display high activity levels.

Data collected in ILINet may disproportionately represent certain populations within a state, and therefore, may not accurately depict the full picture of influenza activity for the whole state.

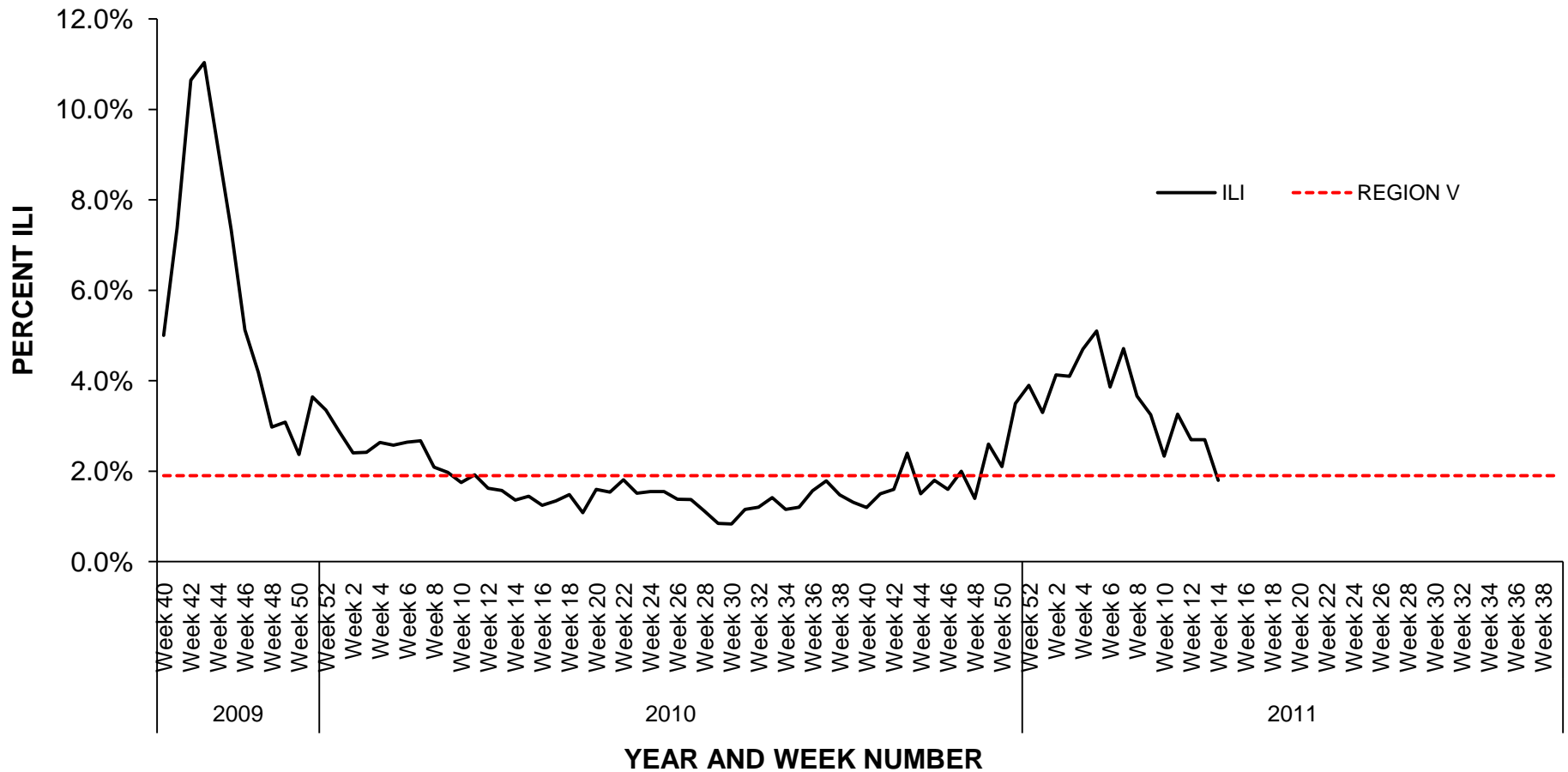
Data displayed in this map are based on data collected in ILINet, whereas the State and Territorial flu activity map are based on reports from state and territorial epidemiologists. The data presented in this map is preliminary and may change as more data is received.

Differences in the data presented by CDC and state health departments likely represent differing levels of data completeness with data presented by the state likely being the more complete .

Week 14: April 3 - April 9, 2011

**ILI Net Provider Surveillance**

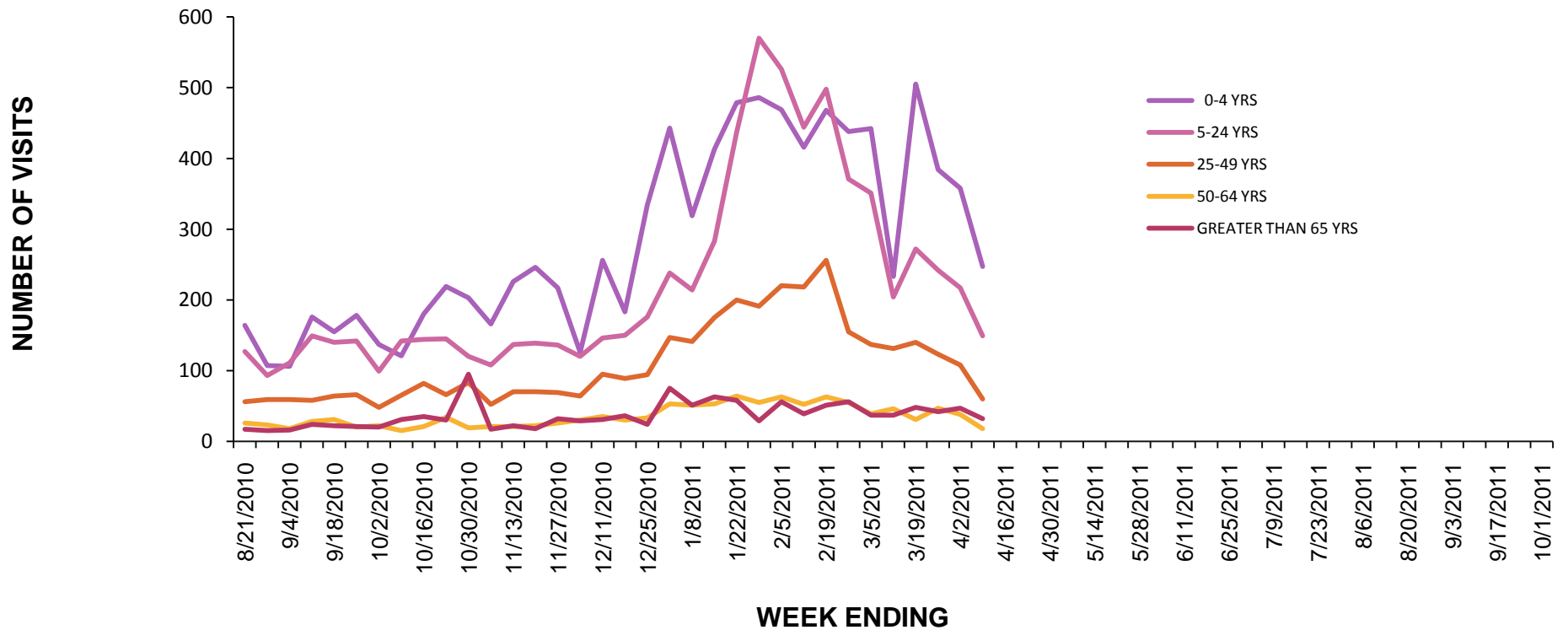
***Influenza Like Illness Outpatient Surveillance 2009-2011***



Week 14: April 3 - April 9, 2011

**ILI Visits by Age Group**

**2010 -11 INFLUENZA SEASON PROPORTION OF ILI OFFICE VISITS  
BY AGE GROUP**



**Great Lakes Naval Recruit Influenza Surveillance**

FRI surveillance at Naval Recruit Training Command, Great Lakes for this week is **at or below expected level**. For more information visit <http://www.med.navy.mil/sites/nhrc/geis/Pages/default.aspx>

**Influenza Intensive Care Unit Admissions and Deaths**

There were 4 influenza-related ICU admissions and no influenza-related ICU deaths reported to IDPH during week 14.

**Laboratory Surveillance**

During week 14, two of the specimens tested by Illinois WHO/NREVSS<sup>2</sup> collaborating laboratories in Illinois tested positive for influenza. Both of these specimens were influenza B.

Week	No of Labs Reporting	A (H1)	2009(A)H1N1	A (H3)	A (Unable to subtype)	A(Sub typing not performed)	B	Total # Tested	% Positive
10	1	0	4	0	0	0	4	41	20
11	1	0	5	1	0	0	0	18	33
12	1	0	0	2	0	0	1	18	17
13	1	0	0	0	0	0	0	0	0
14	1	0	0	0	0	0	2	18	11

<sup>2</sup> WHO/NREVSS Collaborating Laboratories WHO/NREVSS Collaborating Laboratories: For **viral surveillance** - About 80 U.S. World Health Organization (WHO) Collaborating Laboratories and 70 National Respiratory and Enteric Virus Surveillance System (NREVSS), located throughout the United States report daily or weekly the results of their testing.



**Viral Resistance**

High levels of resistance to the adamantanes (amantadine and rimantadine) persist among 2009 influenza A (H1N1) and A (H3N2) viruses (the adamantanes are not effective against influenza B viruses) circulating globally. As a result of the sustained high levels of resistance, data from adamantane resistance testing are not presented weekly in the table below.

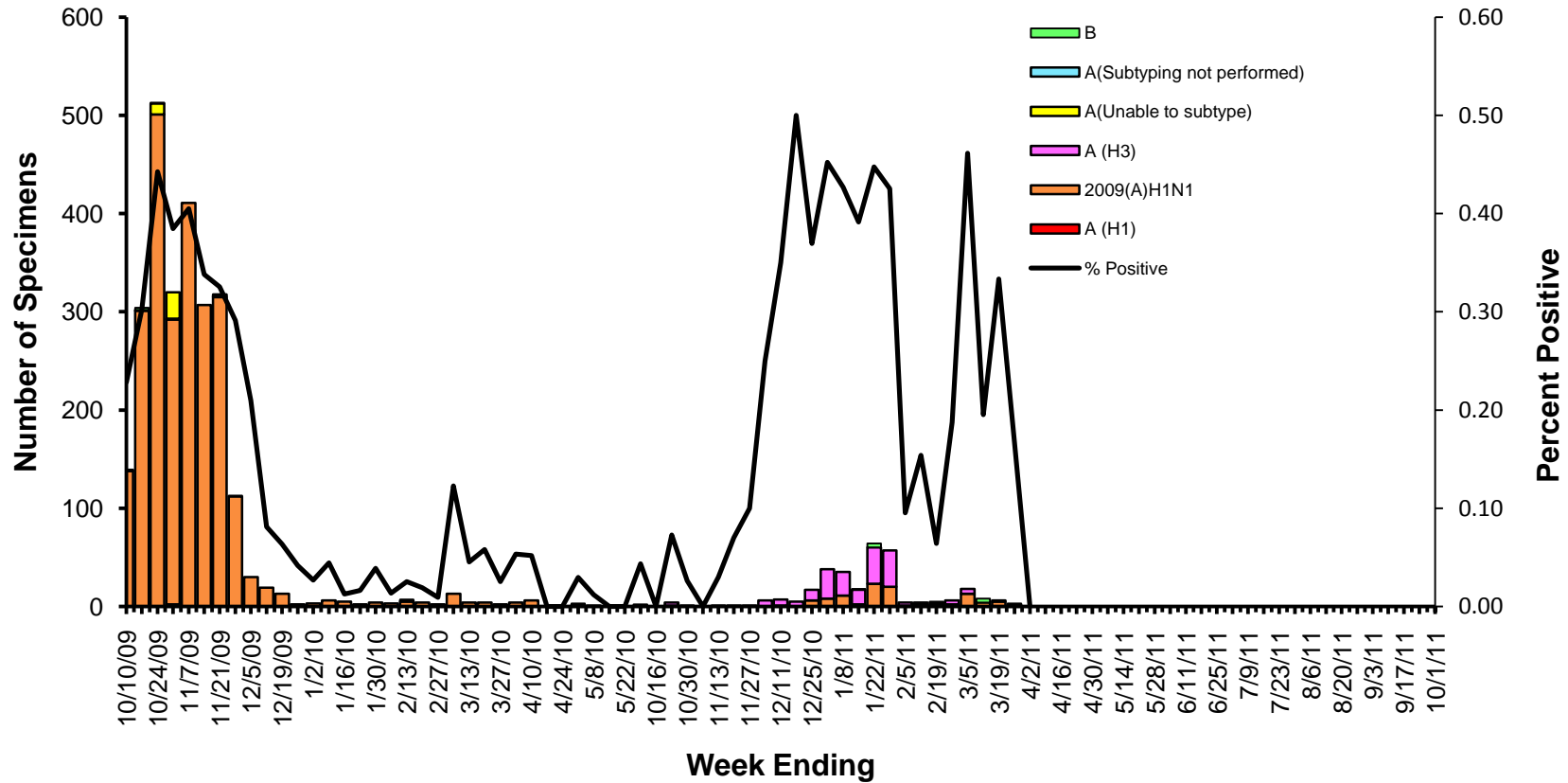
	<b>Samples tested (n)</b>	<b>Resistant Viruses, Number (%)</b>	<b>Samples tested (n)</b>	<b>Resistant Viruses, Number (%)</b>
		<b>Oseltamivir</b>		<b>Zanamivir</b>
<b>Seasonal Influenza A (H1N1)</b>	0	0 (0.0)	0	0 (0.0)
<b>Influenza A (H3N2)</b>	627	2 (0.3)	627	0 (0.0)
<b>Influenza B</b>	518	0 (0.0)	518	0 (0.0)
<b>2009 Influenza A (H1N1)</b>	2,561	18 (0.7)	396	0 (0.0)

To prevent the spread of antiviral resistant virus strains, CDC reminds clinicians and the public of the need to continue hand and cough hygiene measures for the duration of any symptoms of influenza, even while taking antiviral medications. Additional information on antiviral recommendations for treatment and chemoprophylaxis of influenza virus infection is available at <http://www.cdc.gov/flu/antivirals/index.htm>.

Week 14: April 3 - April 9, 2011

**Weekly Viral Subtype**

**Influenza Isolates from Illinois Reported by  
WHO/NREVSS Collaborating Laboratories  
2009-11 Season**



## **Resources**

- Centers for Disease Control and Prevention Influenza Website:  
<http://www.cdc.gov/flu/weekly/fluactivity.htm>
- Immunization Action Coalition Website: <http://immunize.org/>
- IDPH Website <http://www.idph.state.il.us/flu/surveillance.htm>
- ACL Clinical Laboratory Respiratory Panel  
<http://www.acllaboratories.com/>
- St Louis Children's Hospital Clinical Laboratory Respiratory Panel  
<http://www.stlouischildrens.org/content/ClinicalLaboratories.htm>