

Week 8: February 20 – February 26, 2011

ILLINOIS DEPARTMENT OF PUBLIC HEALTH



Illinois Influenza Surveillance Report

Week 8: Week Ending Saturday, February 26, 2011

Division of Infectious Diseases Immunizations Section

3/3/2011

Contents

Summary.....	3
CDC Flu View.....	4
ILI Intensity.....	5
ILI Net Provider Surveillance	6
ILI Visits by Age Group.....	7
Great Lakes Naval Recruit Influenza Surveillance	8
Influenza Intensive Care Unit Admissions and Deaths.....	8
Laboratory Surveillance	8
Viral Resistance	9
Weekly Viral Subtype	10
Resources.....	11

Summary

- During CDC Week 8, the proportion of outpatient visits for influenza-like illness (ILI)¹ was 3.66%, and ILI activity remained elevated.
- Based on CDC criteria, influenza activity is classified as **Widespread** (see CDC FLU View Section).
- Febrile Respiratory Illness at Great Lake Naval Academy was **at or below expected value for week 8**.
- Individuals aged 0 to 4 years had the highest proportion of office visits related to ILI for week 8.
- During week 8, six (19%) of the specimens tested by Illinois Department of Public Health laboratory tested positive for influenza. Of the positive specimens, four (67%) of the isolates were influenza A human (H3) subtype, and two (33%) were 2009 influenza A H1N1.
- No influenza-associated pediatric deaths were reported to IDPH during week 8.
- One influenza-related ICU admission and no influenza-related ICU deaths were reported to IDPH during week 8.
- No outbreaks due to influenza were reported from long-term care facilities during week 8.
- An influenza outbreak was reported in a correctional facility during week 8.

¹ ILI “Influenza like Illness” is defined as fever $\geq 100^{\circ}\text{F}$ and cough and/or sore throat.

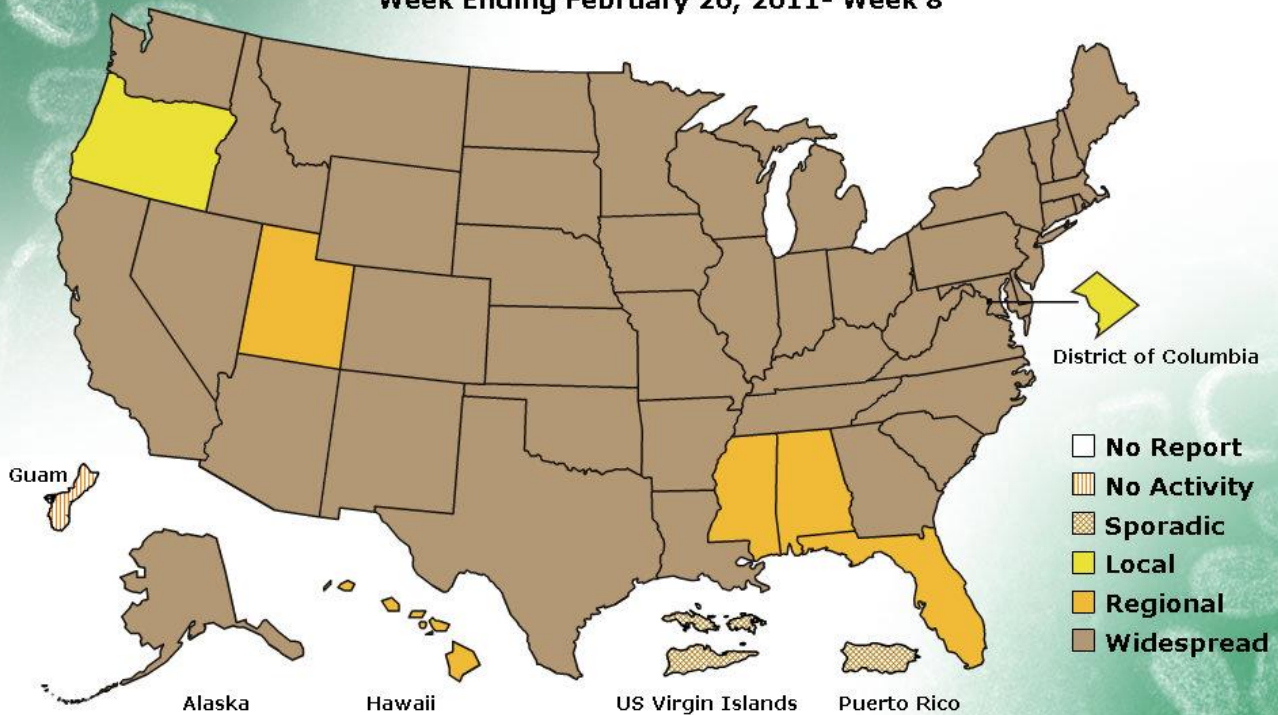
CDC Flu View

FLUVIEW



A Weekly Influenza Surveillance Report Prepared by the Influenza Division
Weekly Influenza Activity Estimates Reported by State and Territorial Epidemiologists*

Week Ending February 26, 2011- Week 8



*This map indicates geographic spread and does not measure the severity of influenza activity.

No activity: No laboratory confirmed cases of influenza and no reported increase in cases of influenza like illness (ILI).

Sporadic: Small numbers of laboratory confirmed influenza cases or a single laboratory confirmed influenza in a single region of the state.

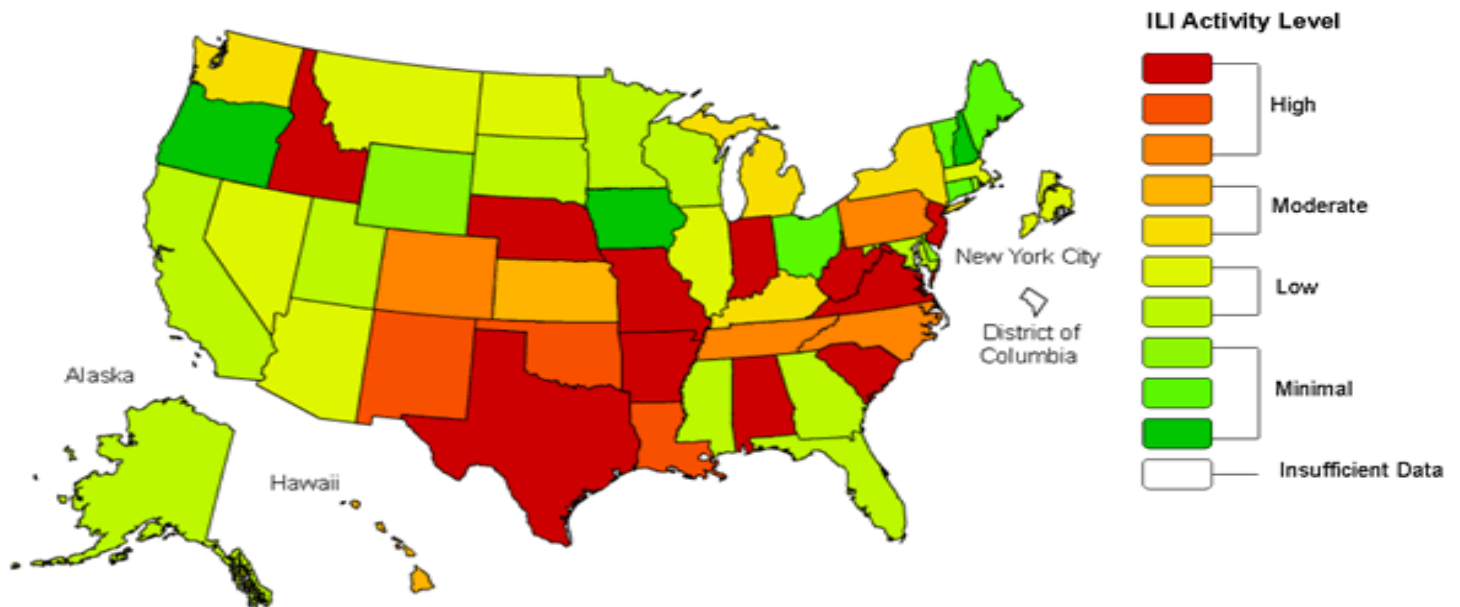
Local: Outbreaks of influenza or increases in ILI and recent laboratory confirmed influenza in a single region of the state.

Regional: Outbreaks of influenza or increases in ILI and recent laboratory confirmed influenza in at least two but less than half the regions of the state.

Widespread: Outbreaks of influenza or increases in ILI cases and recent laboratory confirmed influenza in at least half the regions in the state.

ILI Intensity

Influenza-Like Illness (ILI) Activity Level Indicator Determined by Data Reported to ILInet 2010-11 Influenza Season Week 8 ending Feb 26, 2011



*This map uses the proportion of outpatient visits to health care providers for influenza-like illness to measure the ILI activity level within a state. It does not, however, measure the extent of geographic spread of flu within a state. Therefore, outbreaks occurring in a single city could cause the state to display high activity levels.

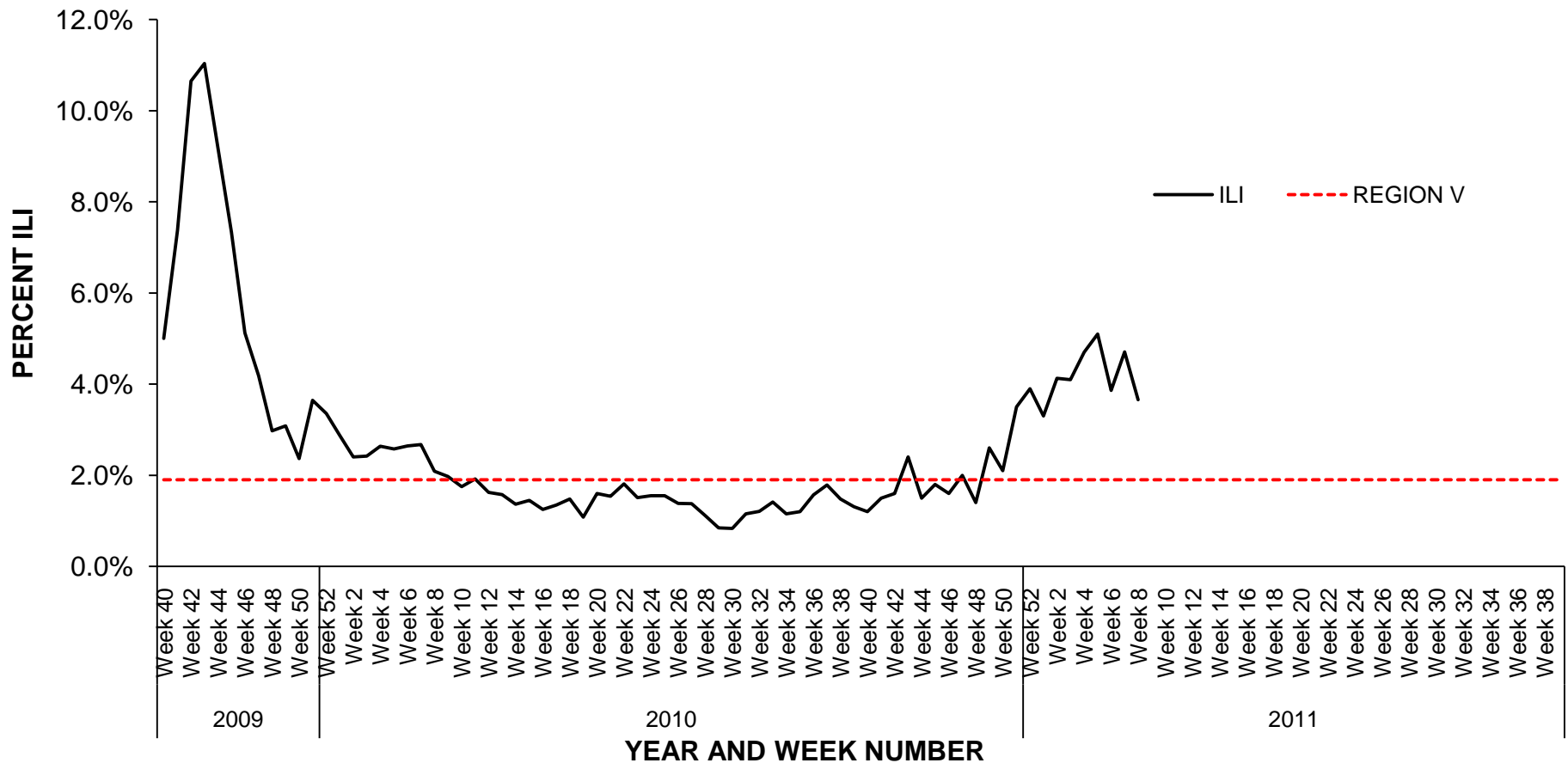
Data collected in ILINet may disproportionately represent certain populations within a state, and therefore, may not accurately depict the full picture of influenza activity for the whole state.

Data displayed in this map are based on data collected in ILINet, whereas the State and Territorial flu activity map are based on reports from state and territorial epidemiologists. The data presented in this map is preliminary and may change as more data is received.

Differences in the data presented by CDC and state health departments likely represent differing levels of data completeness with data presented by the state likely being the more complete .

ILI Net Provider Surveillance

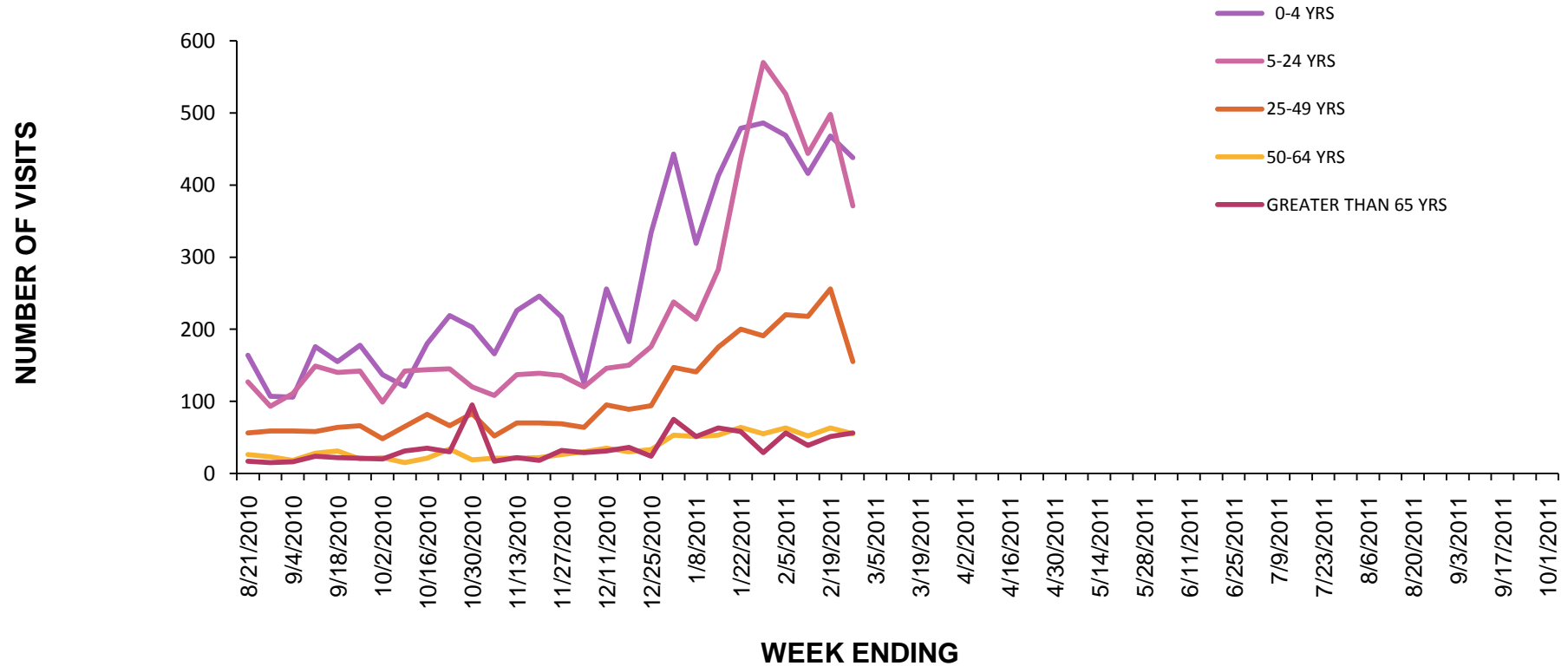
Influenza Like Illness Outpatient Surveillance 2009-2011



Week 8: February 20 – February 26, 2011

ILI Visits by Age Group

**2010 -11 INFLUENZA SEASON PROPORTION OF ILI OFFICE VISITS
BY AGE GROUP**



Great Lakes Naval Recruit Influenza Surveillance

FRI surveillance at Naval Recruit Training Command, Great Lakes for this week is **at or below expected level**. For more information visit

<http://www.med.navy.mil/sites/nhrc/geis/Pages/default.aspx>

Influenza Intensive Care Unit Admissions and Deaths

There was one influenza-related ICU admission and no influenza-related ICU deaths reported to IDPH during week 8.

Laboratory Surveillance

During week 8, six (19%) of the specimens tested by Illinois WHO/NREVSS² collaborating laboratories in Illinois tested positive for influenza. Of the positive specimens, four (67%) were influenza A human H3 subtype, and two (33%) were 2009 influenza A H1N1.

Week	No of Labs Reporting	A (H1)	2009(A)H1N1	A (H3)	A(Unable to subtype)	A(Sub typing not performed)	B	Total # Tested	% Positive
4	1	0	20	37	0	0	0	134	43
5	1	0	1	3	0	0	0	42	10
6	1	0	2	2	0	0	0	26	15
7	1	0	2	2	0	0	1	78	6
8	1	0	2	4	0	0	0	32	6

² WHO/NREVSS Collaborating Laboratories WHO/NREVSS Collaborating Laboratories: For **viral surveillance** - About 80 U.S. World Health Organization (WHO) Collaborating Laboratories and 70 National Respiratory and Enteric Virus Surveillance System (NREVSS), located throughout the United States report daily or weekly the results of their testing.

Viral Resistance

High levels of resistance to the adamantanes (amantadine and rimantadine) persist among 2009 influenza A (H1N1) and A (H3N2) viruses (the adamantanes are not effective against influenza B viruses) circulating globally. As a result of the sustained high levels of resistance, data from adamantane resistance testing are not presented weekly in the table below.

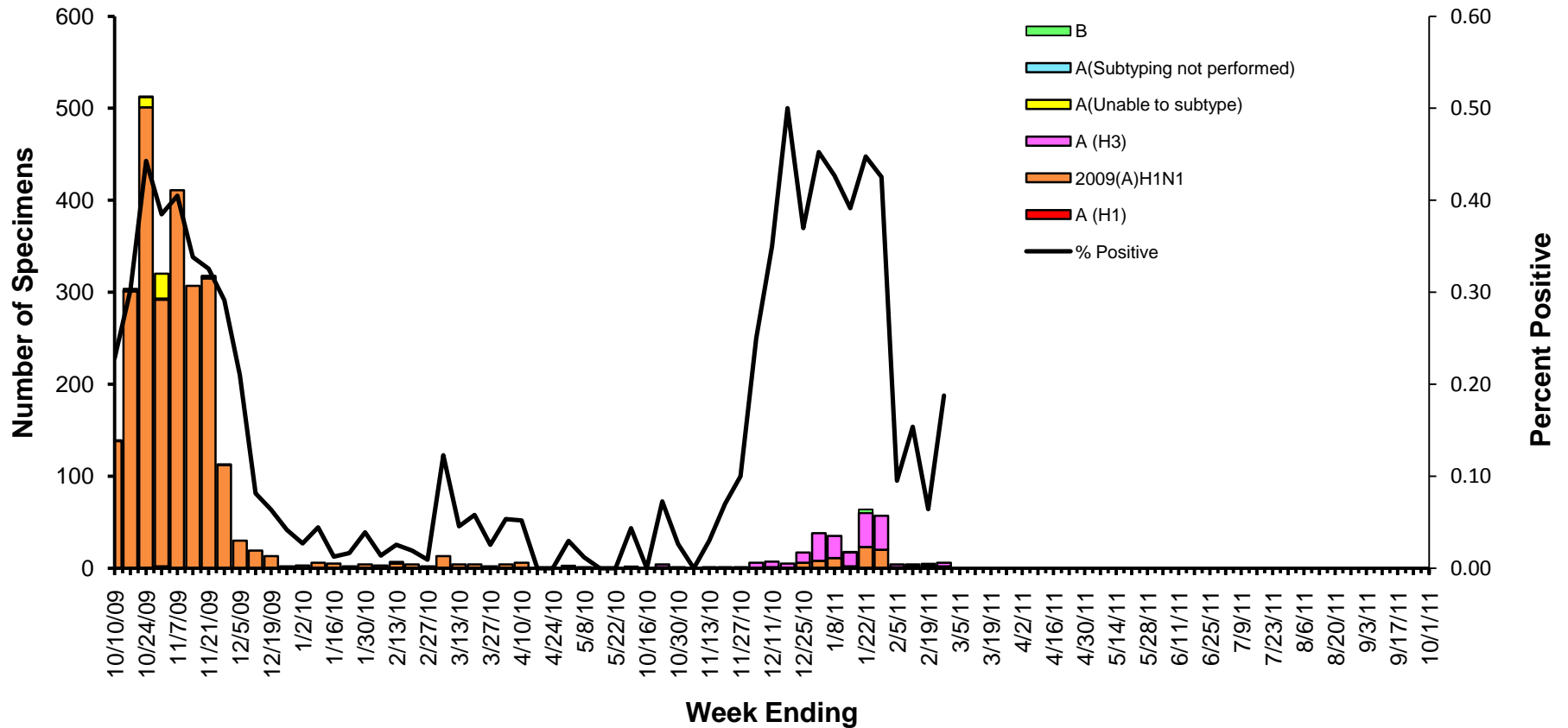
	Samples tested (n)	Resistant Viruses, Number (%)	Samples tested (n)	Resistant Viruses, Number (%)
		Oseltamivir		Zanamivir
Seasonal Influenza A (H1N1)	0	0 (0.0)	0	0 (0.0)
Influenza A (H3N2)	433	0 (0.0)	429	0 (0.0)
Influenza B	334	0 (0.0)	334	0 (0.0)
2009 Influenza A (H1N1)	454	1 (0.2)	161	0 (0.0)

To prevent the spread of antiviral resistant virus strains, CDC reminds clinicians and the public of the need to continue hand and cough hygiene measures for the duration of any symptoms of influenza, even while taking antiviral medications. Additional information on antiviral recommendations for treatment and chemoprophylaxis of influenza virus infection is available at <http://www.cdc.gov/flu/antivirals/index.htm>.

Week 8: February 20 – February 26, 2011

Weekly Viral Subtype

**Influenza Isolates from Illinois Reported by
WHO/NREVSS Collaborating Laboratories
2009-11 Season**



Resources

- Centers for Disease Control and Prevention Influenza Website:
<http://www.cdc.gov/flu/weekly/fluactivity.htm>
- Immunization Action Coalition Website: <http://immunize.org/>
- IDPH Website <http://www.idph.state.il.us/flu/surveillance.htm>
- ACL Clinical Laboratory Respiratory Panel
<http://www.acllaboratories.com/>
- St Louis Children’s Hospital Clinical Laboratory Respiratory Panel
<http://www.stlouischildrens.org/content/ClinicalLaboratories.htm>