

Week 41: October 10 – 16, 2010

ILLINOIS DEPARTMENT OF PUBLIC HEALTH



# Illinois Influenza Surveillance Report

---

Week 41: Week Ending Saturday, October 16, 2010

Division of Infectious Diseases Immunizations Section

10/22/2010

**Contents**

Summary .....3

CDC Flu View .....4

ILI Intensity.....5

ILI Net Provider Surveillance .....6

ILI Visits by Age Group .....7

Great Lakes Naval Recruit Influenza Surveillance .....8

Influenza Intensive Care Unit Admissions and Deaths .....8

Laboratory Surveillance .....8

Viral Resistance .....8

Weekly Viral Subtype .....9

Resources .....10

## Summary

- During CDC Week 41, the proportion of outpatient visits for influenza-like illness (ILI)<sup>1</sup> was 1.7%.
- The risk of illness due to influenza viruses is low. Numerous respiratory viruses can cause ILI, and these viruses are now more prevalent than influenza viruses.<sup>i</sup>
- Based on CDC criteria; influenza activity is classified as **No Activity** (see CDC FLU View Section).
- During week 41, none of the specimens tested by Illinois Department of Public Health laboratory tested positive for influenza.
- No influenza-associated pediatric deaths were reported.
- No Influenza related ICU admissions or deaths were reported

---

<sup>1</sup> ILI “Influenza like Illness” is defined as fever  $\geq$  100°F and cough and/or sore throat.

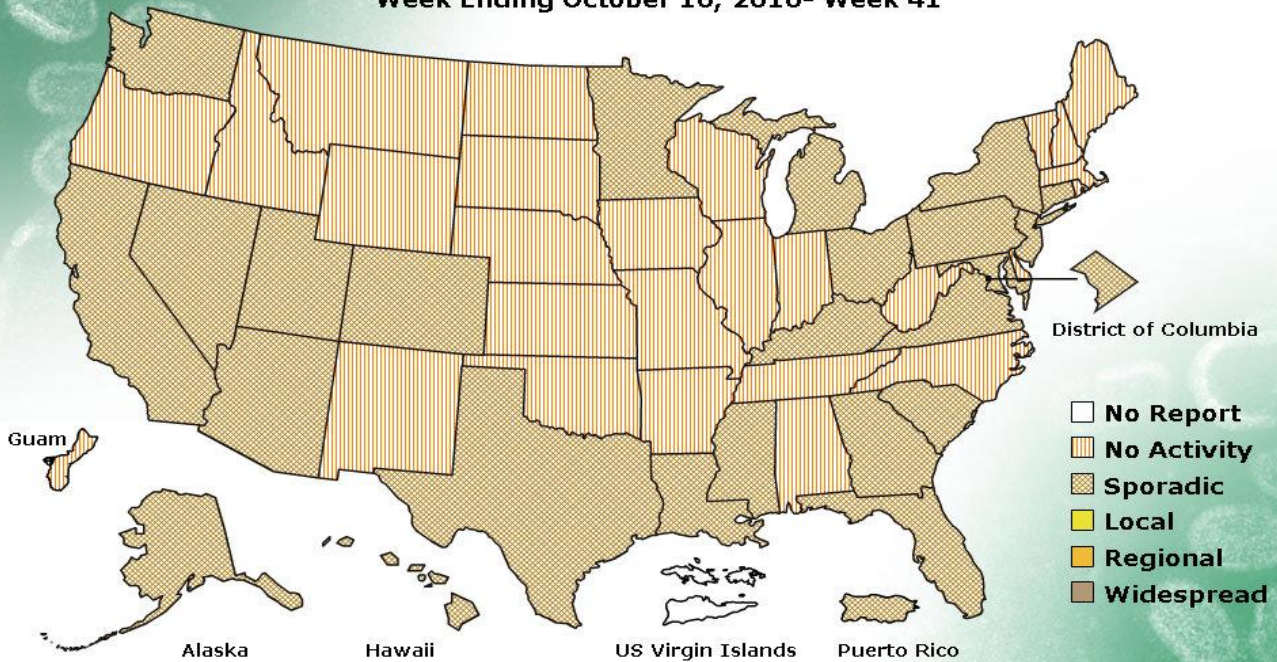
CDC Flu View

# FLUVIEW



A Weekly Influenza Surveillance Report Prepared by the Influenza Division  
Weekly Influenza Activity Estimates Reported by State and Territorial Epidemiologists\*

Week Ending October 16, 2010- Week 41



\*This map indicates geographic spread and does not measure the severity of influenza activity.

**No activity:** No laboratory confirmed cases of influenza and no reported increase in cases of influenza like illness (ILI).

**Sporadic:** Small numbers of laboratory confirmed influenza cases or a single laboratory confirmed influenza in a single region of the state.

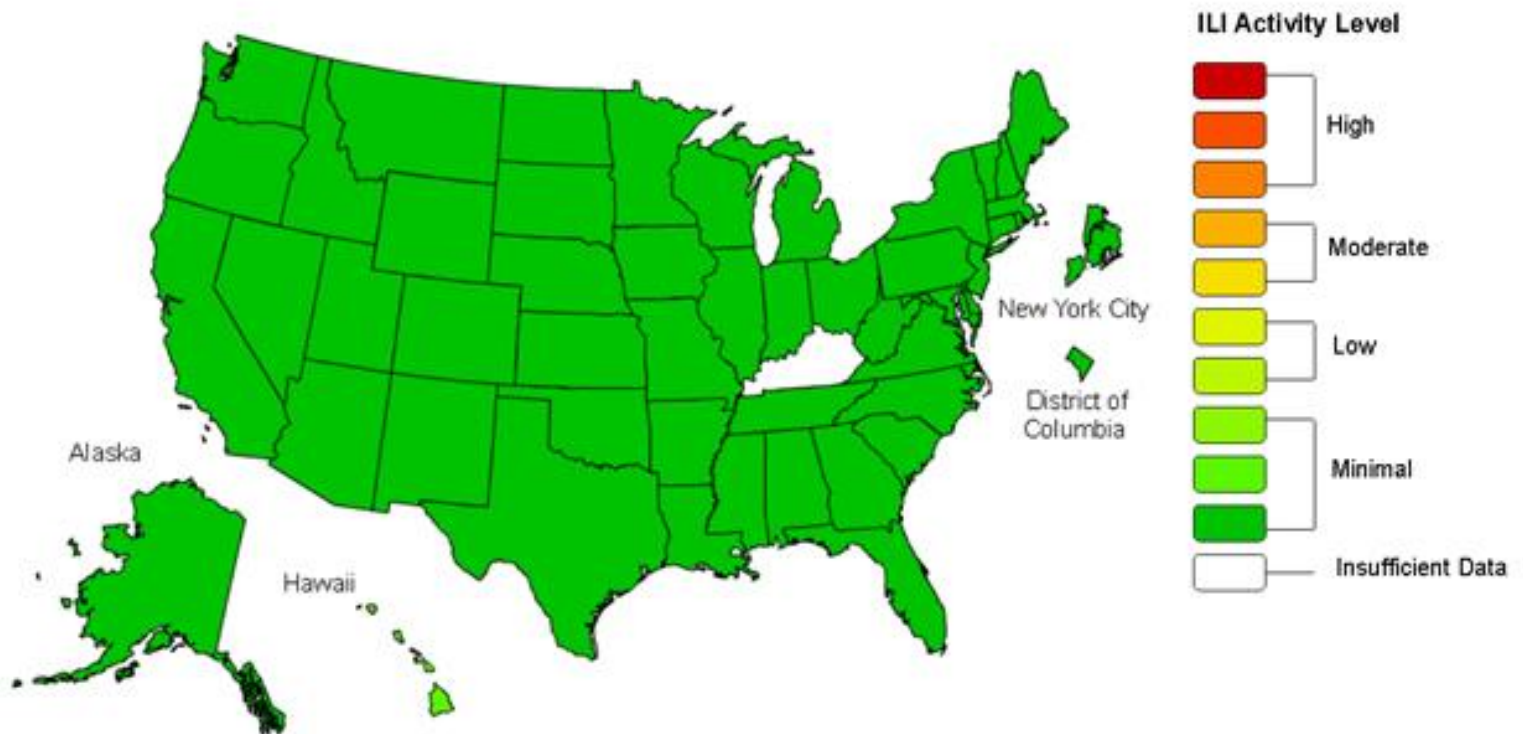
**Local:** Outbreaks of influenza or increases in ILI and recent laboratory confirmed influenza in a single region of the state.

**Regional:** Outbreaks of influenza or increases in ILI and recent laboratory confirmed influenza in at least two but less than half the regions of the state.

**Widespread:** Outbreaks of influenza or increases in ILI cases and recent laboratory confirmed influenza in at least half the regions in the state.

## ILI Intensity

### Influenza-Like Illness (ILI) Activity Level Indicator Determined by Data Reported to ILINet 2010-11 Influenza Season Week 41 ending Oct 16, 2010



\*This map uses the proportion of outpatient visits to health care providers for influenza-like illness to measure the ILI activity level within a state. It does not, however, measure the extent of geographic spread of flu within a state.

Therefore, outbreaks occurring in a single city could cause the state to display high activity levels.

Data collected in ILINet may disproportionately represent certain populations within a state, and therefore, may not accurately depict the full picture of influenza activity for the whole state.

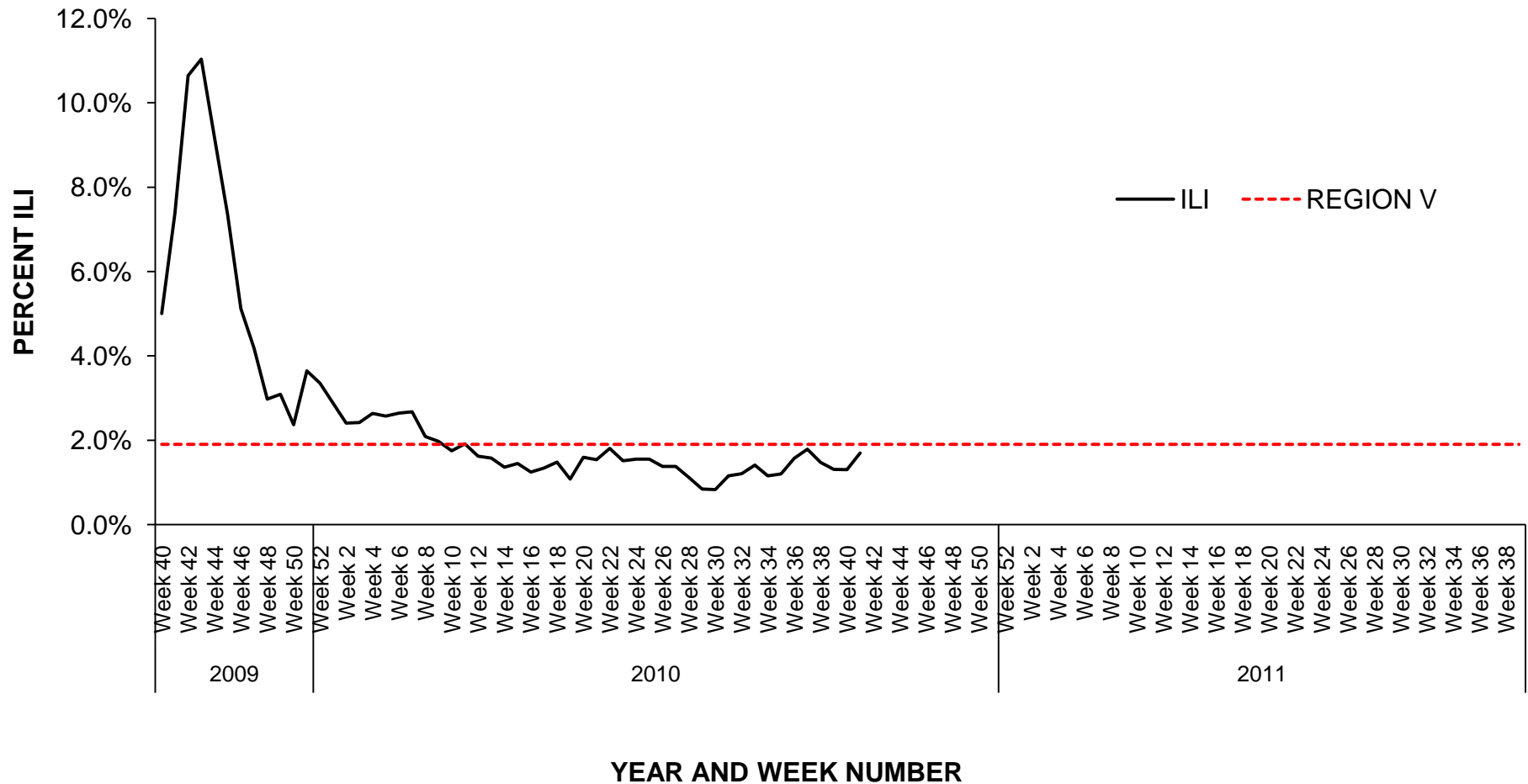
Data displayed in this map are based on data collected in ILINet, whereas the State and Territorial flu activity map are based on reports from state and territorial epidemiologists. The data presented in this map is preliminary and may change as more data is received.

Differences in the data presented by CDC and state health departments likely represent differing levels of data completeness with data presented by the state likely being the more complete .

Week 41: October 10 – 16, 2010

## ILI Net Provider Surveillance

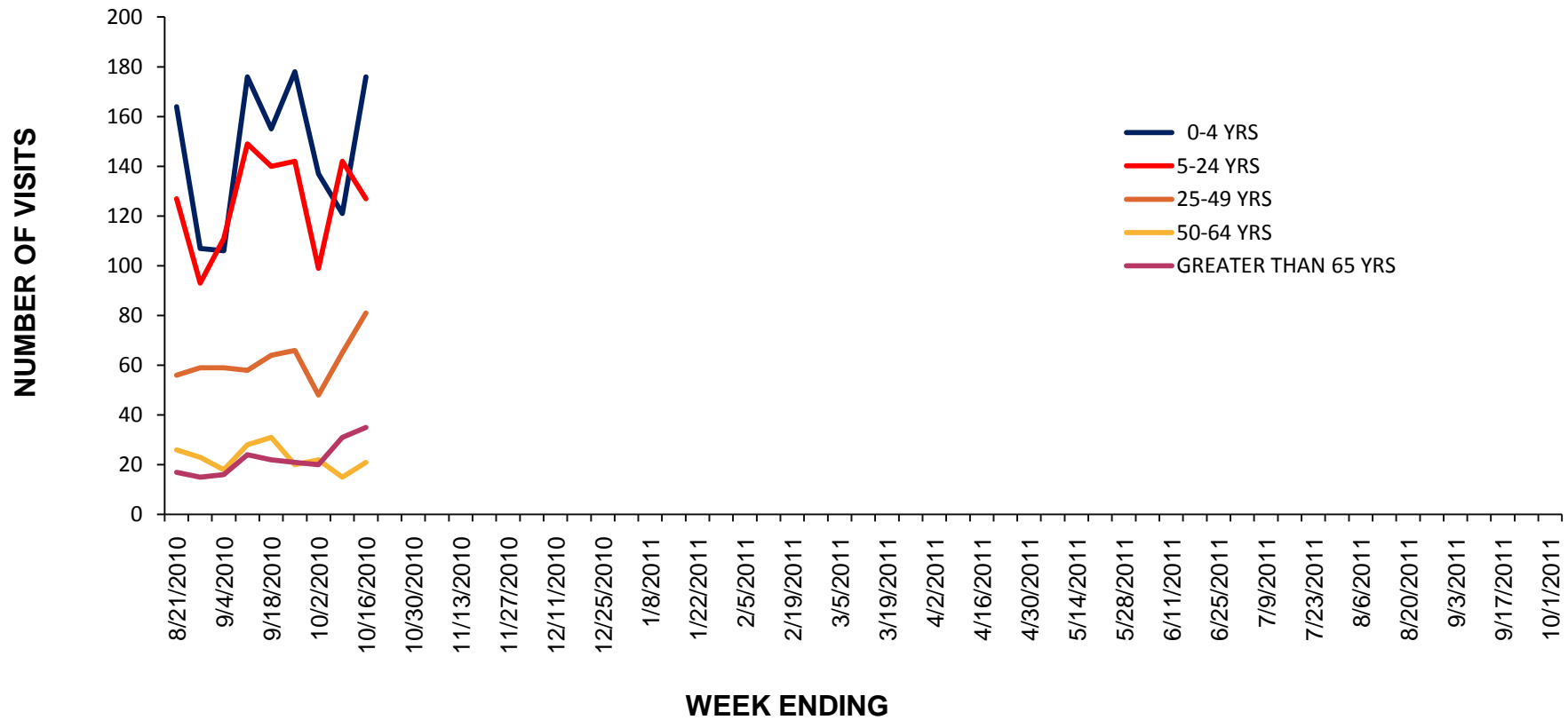
### *Influenza Like Illness Outpatient Surveillance 2009-2011*



Week 41: October 10 – 16, 2010

**ILI Visits by Age Group**

**2010 -11 INFLUENZA SEASON PROPORTION OF ILI OFFICE VISITS  
BY AGE GROUP**



**Great Lakes Naval Recruit Influenza Surveillance**

FRI surveillance<sup>2</sup> at Naval Recruit Training Command, Great Lakes for this week is **Moderately elevated**. For more information visit

<http://www.med.navy.mil/sites/nhrc/geis/Pages/default.aspx>

**Influenza Intensive Care Unit Admissions and Deaths**

There were no Influenza related ICU admissions and deaths week ending October 16, 2010.

**Laboratory Surveillance**

During week 41, none of the specimens tested by Illinois WHO/NREVSS<sup>3</sup> collaborating laboratories in Illinois tested positive for influenza.

Week	No of Labs Reporting	A (H1)	2009(A)H1N1	A (H3)	A(Unable to subtype)	A(Sub typing not performed)	B	Total # Tested	% Positive
40	2	0	1	0	0	0	1	46	4.3
41	2	0	0	0	0	0	0	39	0

**Viral Resistance**

No data available

<sup>2</sup> FRI surveillance is ongoing at 8 U.S. military basic training centers, representing all service branches. FRI Rate Status is classified into one of 3 categories:

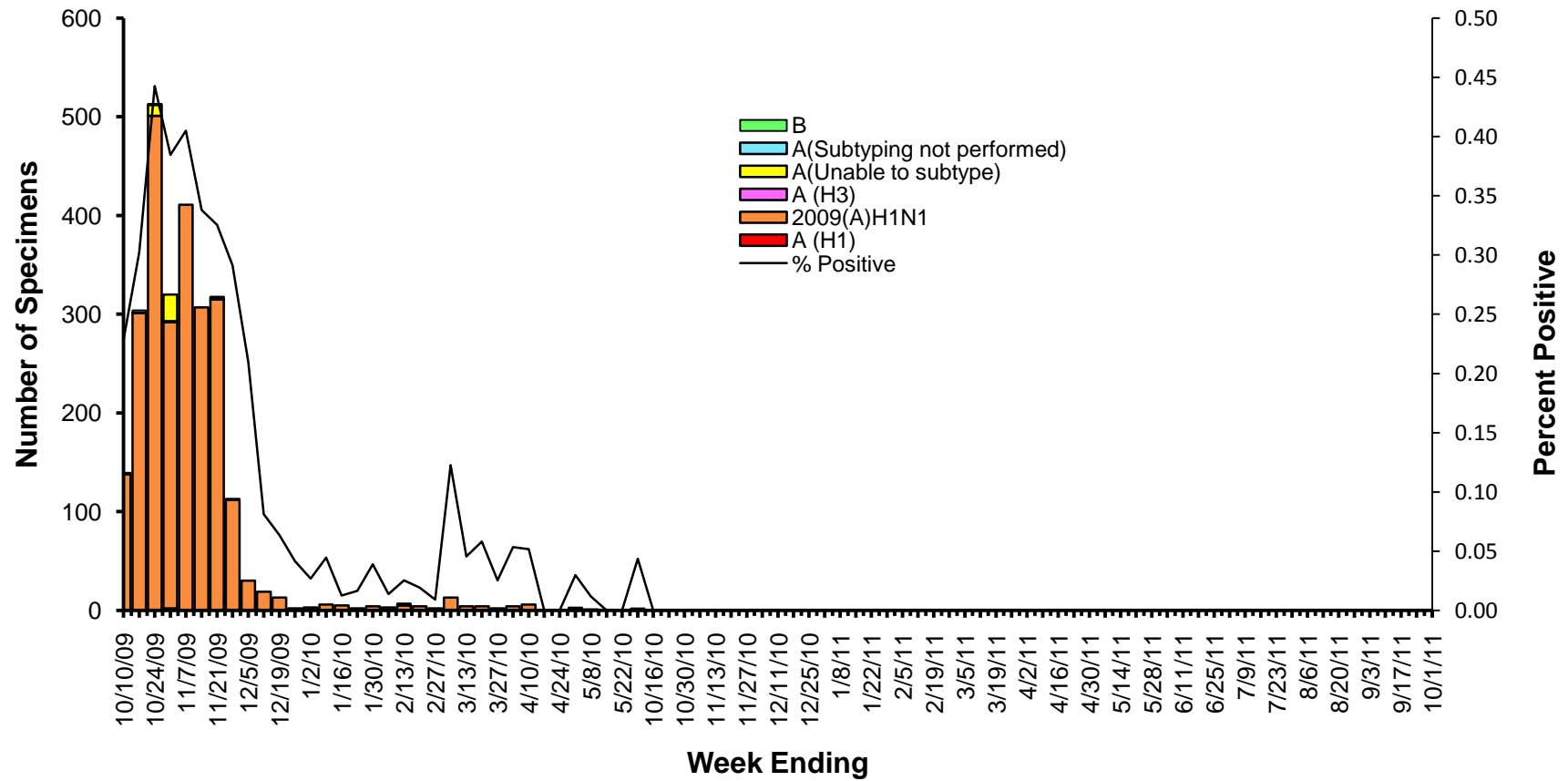
1. At or below expected value (expected value shown as dashed line)
2. Moderately elevated
3. Substantially elevated

<sup>3</sup> WHO/NREVSS Collaborating Laboratories WHO/NREVSS Collaborating Laboratories: For **viral surveillance** - About 80 U.S. World Health Organization (WHO) Collaborating Laboratories and 70 National Respiratory and Enteric Virus Surveillance System (NREVSS), located throughout the United States report daily or weekly the results of their testing.



**Weekly Viral Subtype**

**Influenza Isolates from Illinois Reported by  
WHO/NREVSS Collaborating and Sentinel Laboratories  
2009-11 Season**



## **Resources**

- Centers for Disease Control and Prevention Influenza Website:  
<http://www.cdc.gov/flu/weekly/fluactivity.htm>
- Immunization Action Coalition Website: <http://immunize.org/>
- IDPH Website <http://www.idph.state.il.us/flu/surveillance.htm>
- ACL Clinical Laboratory Respiratory Panel  
<http://www.acllaboratories.com/>
- St Louis Children’s Hospital Clinical Laboratory Respiratory Panel  
<http://www.stlouischildrens.org/content/ClinicalLaboratories.htm>

---

<sup>1</sup> For more information regarding circulating respiratory viruses, see

a. <http://www.cdc.gov/surveillance/nrevss/rsv/state.html>

b. <http://www.acllaboratories.com/>

c. [www.stlouischildrens.org/content/ClinicalLaboratories.htm](http://www.stlouischildrens.org/content/ClinicalLaboratories.htm)